

## 目录 CONTENT

1.1	空滤器总成 Air filter	1
1.2	空滤器总成 Air filter	3
2	散热器总成 Radiator	5
3	油门操纵机构总成 Throttle Control Mechanism	7
4.1	离合器总成 (A) Clutch (A)	10
4.2	离合器总成 (B) Clutch (B)	13
5.1	排气管总成 Exhaust Pipe	15
5.2	消声器总成 Muffler	17
6.A.1	梭行挡总成 (A) Shuttle gear (A)	19
6.A.2	梭行挡总成 (B) Shuttle gear (B)	22
6.B.1	梭行挡、爬行挡总成 (A) Shuttle gear, Creep gear(A)	25
6.B.2	梭行挡、爬行挡总成 (A) Shuttle gear, Creep gear(A)	29
7	机架总成 Frame	32
8.A.1	前驱动桥总成 (中) Front Driving Axle (Middle)	34
8.A.2	前驱动桥总成 (左边减速) Front Wheel Drive Axle (Left Side-Slowdown)	37
8.A.3	前驱动桥总成 (右边减速) Front Wheel Drive Axle (Right side-Slowdown)	41
8.A.4	前驱动桥总成 (504G3.31.016 部件) Front Wheel Drive Axle (504G3.31.016 Assembly)	45
8.A.5	前驱动桥总成 (504G3.31.012 部件) Front Wheel Drive Axle (504G3.31.012 Assembly)	47

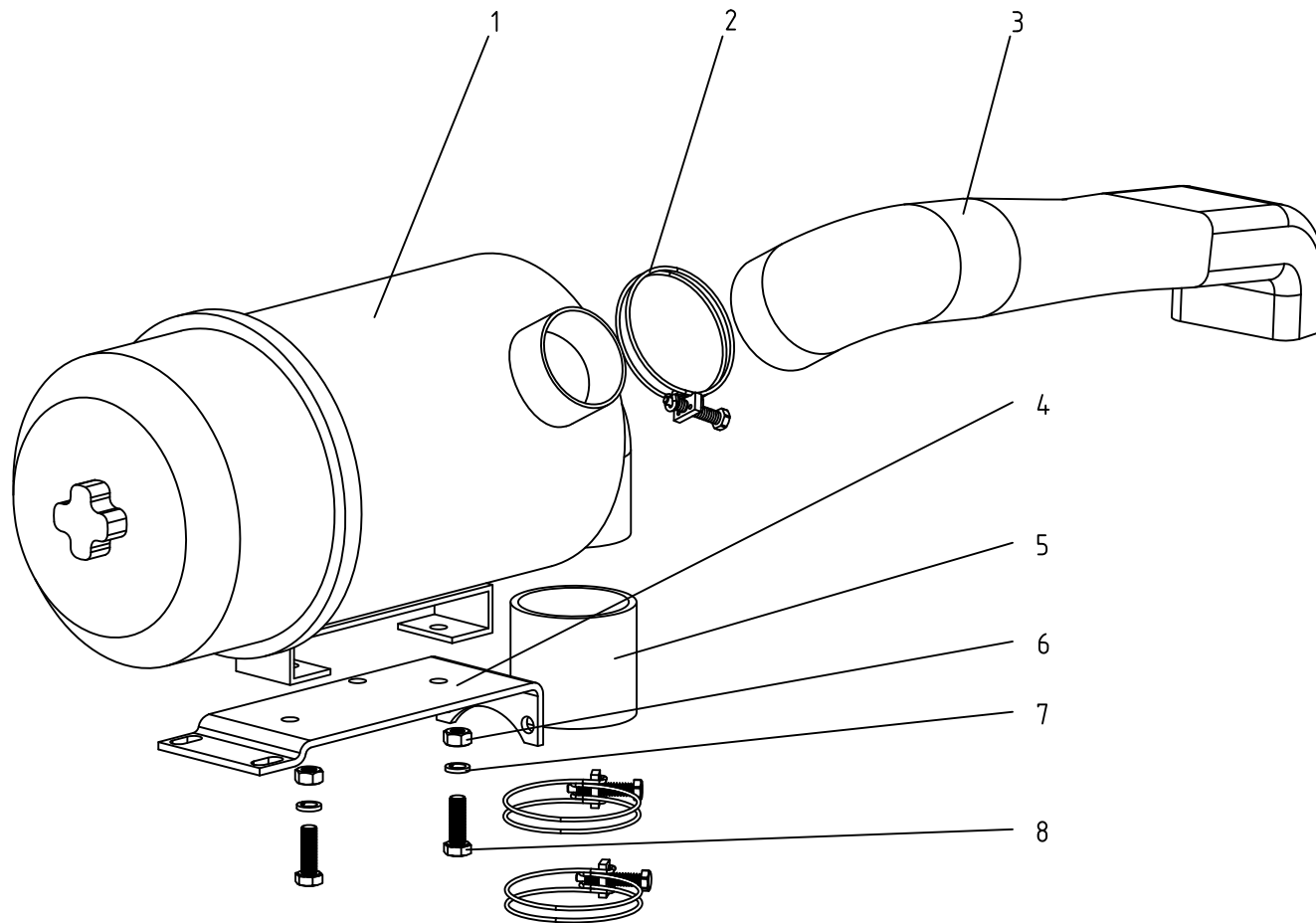
8.B	前轴总成 Front Axles	49
9.A	前驱动轮总成 Front Drive Wheel (8.3-20)	53
9.B	前驱动轮总成 Front Drive Wheel (9.5-20)	55
9.C	导向轮总成 Directive Wheel (6.00-16)	57
9.D	前驱动轮总成 Front Drive Wheel (7.50-16)	59
10.A	驱动轮总成 Drive Wheel	61
10.B	驱动轮总成 Drive Wheel(11.2-28)	61
10.C	水田驱动轮总成 Drive Wheel in paddy field(11-28)	65
11.A	牵引装置总成 Drawbar	67
11.B	拖挂装置总成 Pull-up Installation	69
11.C	拖挂装置总成 Pull-up Installation	71
11.D	牵引装置总成 Drawbar	73
11.E	牵引装置总成 Drawbar	75
12	传动轴总成 Transmission Shaft	77
13.A.1	变速箱总成 (A) Gearbox(A)	79
13.A.2	变速箱总成 (B) Gearbox(B)	83
13.B.1	变速箱总成 (A) Gearbox(A)	87
13.B.2	变速箱总成 (B) Gearbox(B)	90
14.1	后桥总成 (A) Rear Axle(A)	94
14.2	后桥总成 (B) Rear Axle(B)	97

14.3	差速锁总成 Differential Lock	99
15	最终传动总成 Final Transmission	101
16.1	液压转向系统总成 (A) Full Hydraulic Power Steering Gear (A)	104
16.2	液压转向系统总成 (B) Full Hydraulic Power Steering Gear (B)	107
17.A.1	动力输出总成 PTO	110
17.A.2	液压离合器总成 Hydraulic clutch	114
17.B	动力输出总成 PTO	116
18	制动器及操纵机构总成 Disc Brake and Operation Mechanism	121
19	座椅总成 Seat	125
20.1	机罩仪表罩总成 (A) Hood and Panel (A)	127
20.2	机罩仪表罩总成 (B) Hood and Panel (B)	130
21.A	电气系统总成 Electrical System	133
21.B	电气系统总成 Electrical System	136
22	工具箱总成 Toolbox	139
23	燃油箱总成 Fuel Tank	141
24.A	地板挡泥板总成 Foot Mud Shields Rest	144
24.B	地板挡泥板总成 Foot Mud Shields Rest	148
25.A.1	提升器总成 (A) Hydraulic Power Lift (A)	151
25.A.2	提升器总成 (B) Hydraulic Power Lift (B)	154
25.A.3	提升器总成 (C) Hydraulic Power Lift (C)	157

25. A.4	提升器总成 (D) Hydraulic Power Lift (D)	159
25. A.5	提升器总成 (504G3.55.011 部件) Hydraulic Power Lift (504G3.55.011 Assembly)	163
25. A.6	提升器总成 (504G3.55.038 部件) Hydraulic Power Lift (504G3.55.038 Assembly)	165
25. B.1	提升器总成(A)(配 56A 和 58A) Hydraulic Power Lift (A)	167
25. B.2	提升器总成(B)(配 56A 和 58A) Hydraulic Power Lift (B)	169
26.A	悬挂装置总成 Suspension Mechanism	171
26.B	悬挂装置总成 Suspension Mechanism	174
27.A	液压提升系统总成 Hydraulic Lifting Pipeline Assembly	177
27.B	液压提升系统总成 Hydraulic Lifting Pipeline Assembly	182
27.C	液压提升系统总成 Hydraulic Lifting Pipeline Assembly	186
28.A	前配重总成 Front Balance Weight	190
28.B	前配重总成 Front Balance Weight	192
29	安全架总成 (选装) Safety Frame (Optional)	194
30	气刹装置总成 (选装) Air Brake Installations for Trailer (Optional)	196
31	中置动力输出总成 (选装) Middle PTO (Optional)	199
32	遮阳篷总成 (选装) Sunshade (Optional)	202

# 1.1 空滤器总成 Air Filter

504G3.10A.001

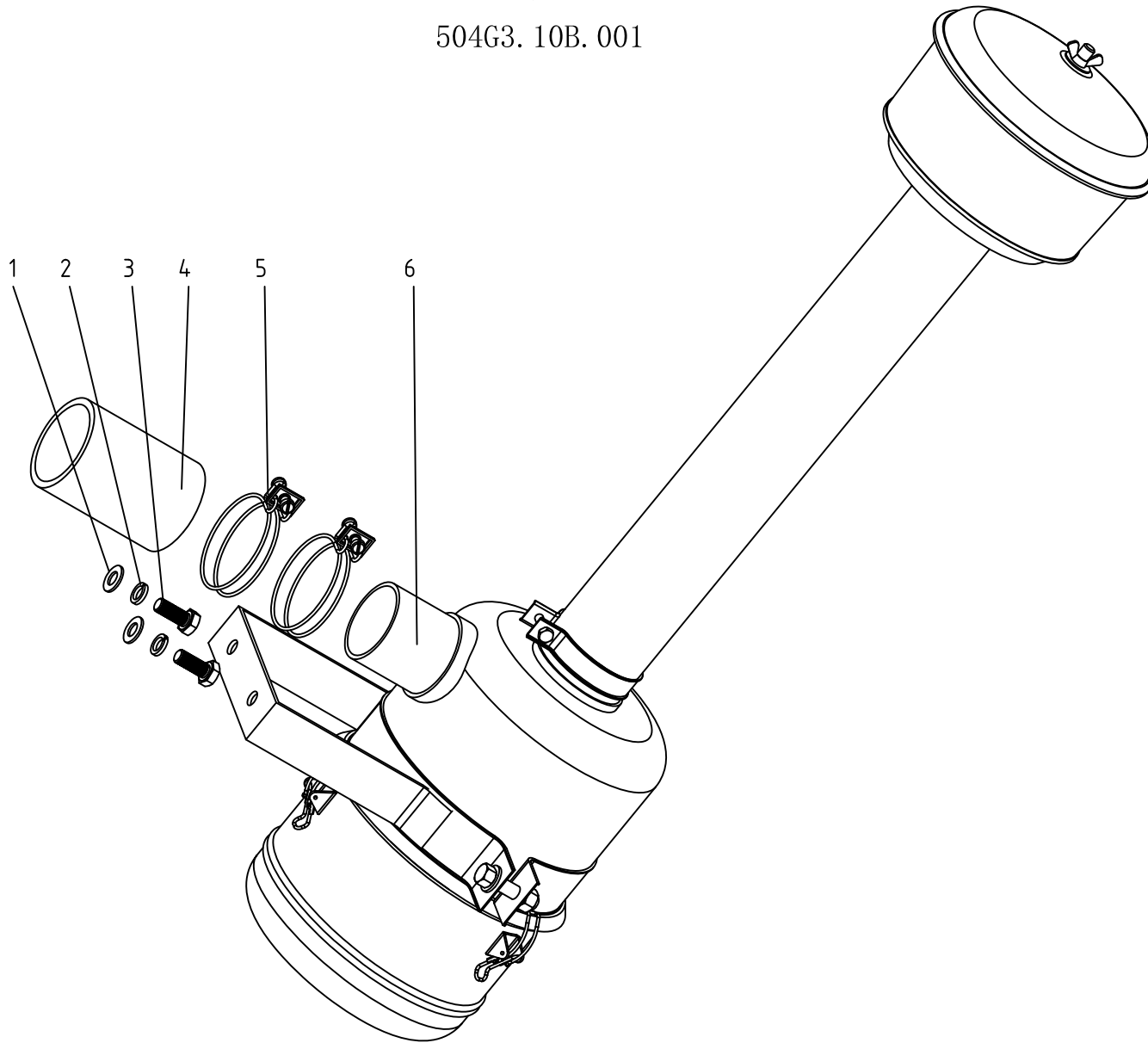


**1.1 空滤器总成 (配内置消音器) Air Filter (For exhaust silencer inside)**

序号 Ser.No.	代号 Part No.	名称及规格	Name & Specifications	数量 Quantity	备注 Remarks
1	504G3.10A.011	空气滤清器	Air filter	1	
2	JB/T8870-1999	喉箍 (51-70)	Clip (51-70)	3	
3	504G3.10A.101	空滤器导流管	air duct	1	
4	504G3.10A.104	空滤支架	Air filter bracket	1	
5	504G3.10A.102	出气管	Air rubber pipe	1	
6	GB/T6170-2000	螺母 M8	Hex. nut M8	2	
7	GB/T93-1987	垫圈 8	Spring lock washer 8	2	
8	GB/T5783-2000	螺栓 8×25	Hex. head bolt M8×25	2	

## 1.2 空滤器总成 Air Filter

504G3.10B.001



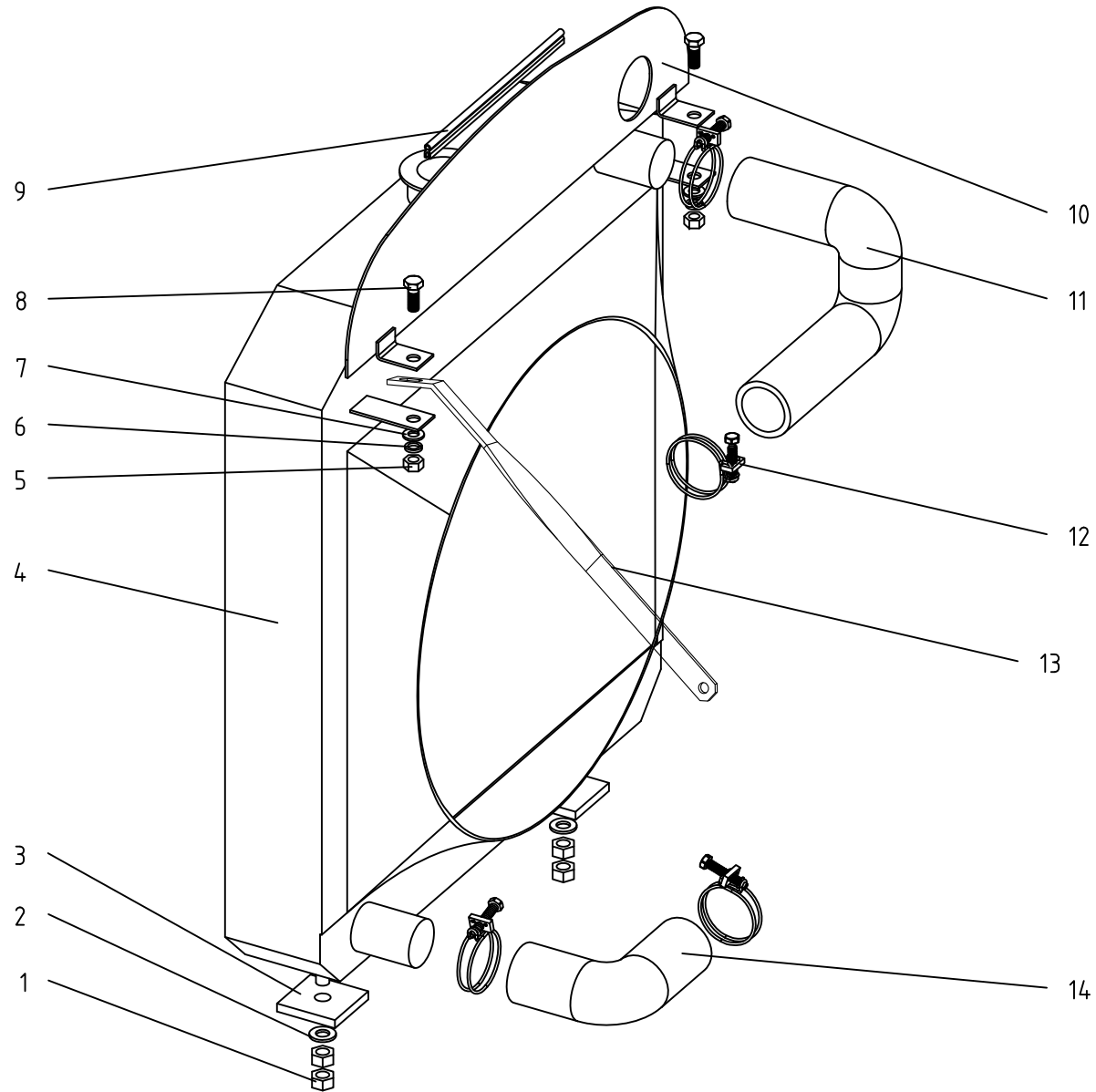
## 1.2 空滤器总成 Air Filter

Ser.No.	Part No.	名称及规格	Name & Specifications	Quantity	Remarks
1	GB/T97.1-2002-10	垫圈 10	Plain washer 10	2	
2	GB/T93-1987-10	垫圈 10	Spring Lock washer 10	2	
3	GB/T5783-2000-M10×25	螺栓 M10×25	Hex. head bolt M10×25	2	
4	550.10.102	输气管	Enter air pipe	1	
5	JB/T8870-1999-3(51-70)	喉箍 3(51-70)	Clip 3(51-70)	2	
6	504G3.10B.011	空滤器	Air filter	1	



## 2 散热器总成 Radiator

504G3.13.001

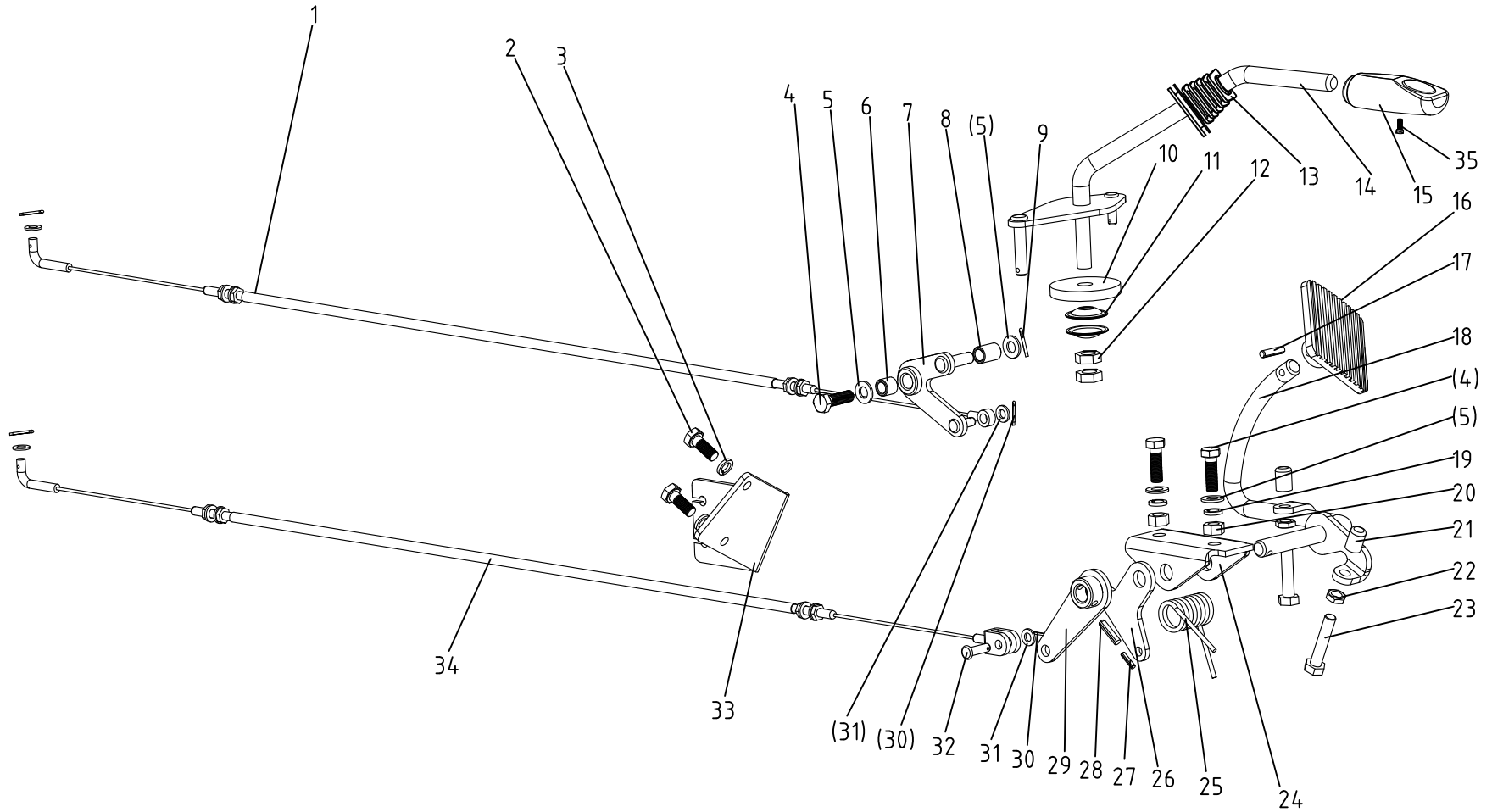


## 2 散热器总成 Radiator

Ser.No.	Part No.	名称及规格	Name & Specifications	Quantity	Remarks
1	GB/T6170-2000-M10	螺母 M10	Hex. nut M10	4	
2	GB/T97.1-2002-10	垫圈 10	Plain washer 10	2	
3	504G3.13.104	橡胶垫	Rubber pad	2	
4	504G3.13.011	散热器部件	Radiator	1	
5	GB/T6170-2000-M8	螺母 M8	Hex. nut M8	2	
6	GB/T93-1987-8	垫圈 8	Spring lock washer 8	2	
7	GB/T97.1-2002-8	垫圈 8	Plain washer 8	2	
8	GB/T5783-2000-M8×20	螺栓 M8×20	Hex.head bolt M8×20	2	
9	550-1.51.101	密封条	Stamping steel ribbon	1	
10	504G3.13.012B	上挡板焊合件	thermal baffle	1	
11	484.13.101	上输水管	Upper water hose	1	
12	JB/T8870-1999-d60(40-60)	喉箍 d60(40-60)	Clip d60(40-60)	4	
13	504G3.13.103B	水箱撑板	Pull rod, radiator	1	
14	504G3.13.102	下输水管	Lower water hose	1	

### 3 油门操纵机构总成 Throttle Control Mechanism

504G3.20.001



### 3 油门操纵总成 Throttle Control Mechanism

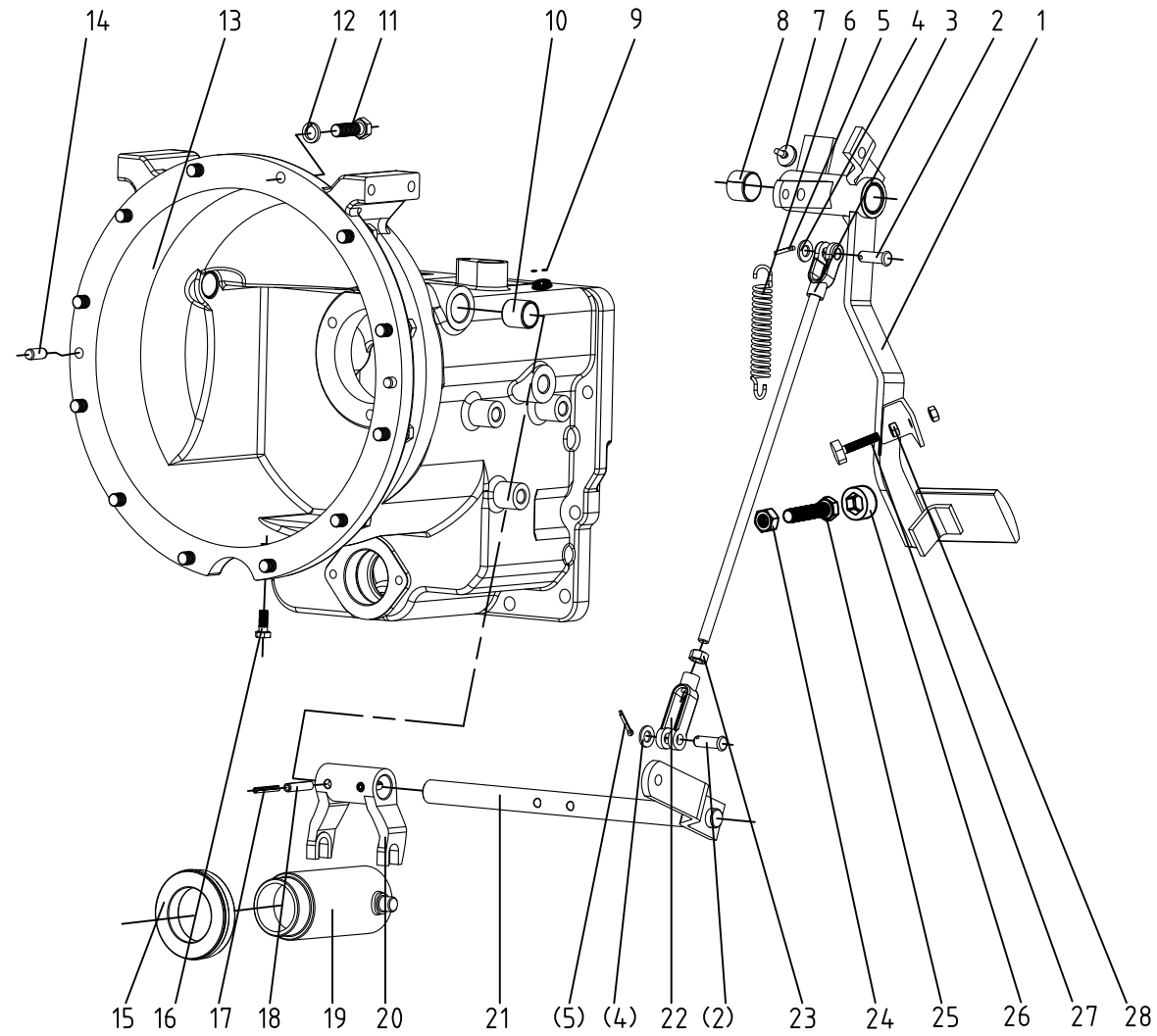
Ser.No.	Part No.	名称及规格	Name & Specifications	Quantity	Remarks
1	504G3.20.014	手油门拉线组合件	Hand throttle wire	1	国III
	504G3.20.014A	手油门拉线组合件	Hand throttle wire	1	
2	GB/T5783-2000-M6×20	螺栓 M6×20	Hex. head bolt M8×20	2	
3	GB/T93-1987-8	垫圈 8	Spring lock washer 8	2	
4	GB/T5783-2000-8×25	螺栓 M8×25	Hex. head bolt M8×25	3	
5	GB/T97.1-2002-8	垫圈 8	Plain washer 8	4	
6	504G3.20.104	垫套	Bush	1	
7	504G3.20.021	连接板焊合件	Connect board	1	
8	504G3.20.115	转套	Thimble	1	
9	GB/T91-2000-2×14	销 2×14	Split pin 2×14	1	
10	504G3.20.102	摩擦片	Friction lining	1	
11	504G3.20.105	碟形垫片	Acetabuliform mat	2	
12	GB/T6170-2000-M12	螺母 M12	Hex. nut M12	2	
13	504G3.20.101	橡胶套	Rubber boot	1	
14	504G3.20.012	手油门操纵杆焊合件	Operating lever,Hand throttle	1	
15	504G3.20.011	手柄组合件	Handle	1	
16	550.20.104-1	油门踏板	Foot throttle pedal	1	
17	GB/T879.4-2000-5×20	销 5×20	Parallel pin 5×20	1	
18	550.20.021-1	脚油门踏杆焊合件	Foot throttle lever	1	
19	GB/T93-1987-6	垫圈 6	Spring lock washer 6	2	
20	GB/T6170-2000-M8	螺母 M8	Hex. nut M8	2	
21	550.20.120-1	橡胶帽	Rubber knot	2	
22	GB/T6172-2000-M8	螺母 M8	Hex. nut M8	2	
23	GB/T5781-2000-M8×40	螺栓 M8×40	Hex. head bolt M8×40	2	
24	550.20.121-1	油门支架	Throttle bracket	1	

### 3 油门操纵总成 Throttle Control Mechanism

续表

Ser.No.	Part No.	名称及规格	Name & Specifications	Quantity	Remarks
25	550.20.122-1	扭簧	Twist spring	1	
26	550.20.123-1	手油门摇臂	Rocker,Hand throttle	1	
27	GB/T879.1-2000-4×22	销 4×22	Parallel pin 4×22	1	
28	GB/T879.1-2000-6×22	销 6×22	Parallel pin 6×22	1	
29	550.20.015-1	摇臂焊合件	Rocker	1	
30	GB/T91-2000-1.6×12	销 1.6×12	Split pin 1.6×12	5	
31	GB/T97.1-2002-6	垫圈 6	Plain washer 6	4	
32	GB/T882-1986-B6×20	销轴 B6×20	Clevis pin with head B6×20	2	
33	504G3.20.103	支撑板	Support board	1	选装, 内置空滤
	504G3.20.031	支撑板焊合件	Support board	1	选装, 外置空滤
34	504G3.20.015	脚油门拉线组合件	Foot throttle wire	1	
	504G3.20.015A	脚油门拉线组合件	Foot throttle wire	1	国III
35	GB/T 845-1985-ST4.2×16	自攻螺钉 ST4. 2×16	Bolt ST4.2×13	1	

# 4.1 离合器总成 (A) Clutch (A) 504G3.21.001



#### 4.1离合器总成 (A) Clutch (A)

Ser.No.	Part No.	名称及规格	Name & Specifications	Quantity	Remarks
1	504G3.21.021-1	离合器踏杆焊合件	Clutch pedal	1	
2	GB/T882-1986-B10×30	销轴 B10×30	Pin shaft B10×30	2	
3	504G3.21.014	离合器拉杆焊合件	Release pull-rod	1	
4	GB/T97.1-2002-10	垫圈 10	Plain washer 10	2	
5	GB/T91-2000-3.2×20	销 3.2×20	Split pin 3.2×20	2	
6	504G3.43.103-1	回位弹簧	Return spring	1	
7	504G3.43.101	缓冲垫	Rubber plug	1	
8	504G3.43.135	衬套 (2520)	Bush (2520)	2	
9	JB-FT-CU-12	组合铜垫圈 12	Combined seal washer 12	2	
10	504G3.21.111	离合器轴衬套	Sleeve, clutch shaft	2	
11	GB/T5783-2000-M10×40	螺栓 M10×40	Hex. head bolt M10×40	12	
12	GB/T93-1987-10	垫圈 10	Spring lock washer 10	12	
13	504G3.21.101-1	离合器壳体	Clutch case	1	
14	GB/T119.2-2000-B10×22	销 B10×22	Parallel pin B10×22	2	
15	996911K39-5	分离轴承	Release bearing	1	
16	GB/T5783-2000-M8×20	螺栓 M8×20	Hex. head bolt M8×20	1	
17	GB/T879-2000-5×35	销 5×35	Slotted spring pin 5×35	2	
18	GB/T879-2000-8×35	销 8×35	Slotted spring pin 8×35	2	
19	504G3.21.102	分离轴承座	Release bearing seat	1	
20	304G2.21.104	离合器拨叉	Release fork	1	
21	504G3.21.013	分离轴焊合件	Release shaft, clutch	1	
22	300.21A.148	拉杆叉头	Rod clevis	1	
23	GB/T6171-2000-M10×1	螺母 M10×1	Fine thread hex. nut M10×1	1	
24	GB/T6170-2000-M10	螺母 M10	Hex. nut M10	1	
25	GB/T5783-2000-M10×45	螺栓 M10×45	Hex. head bolt M10×45	1	

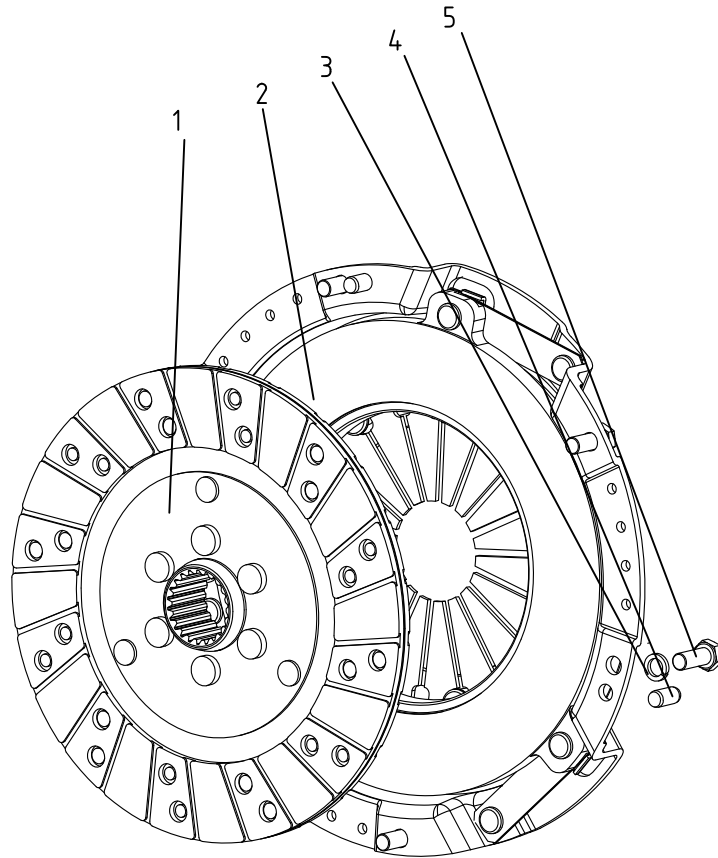
#### 4.1 离合器总成 (A) Clutch (A)

续表

Ser.No.	Part No.	名称及规格	Name & Specifications	Quantity	Remarks
26	504G3.21.103	橡胶垫	Rubber plug	1	
27	300.21C.133	调整螺栓	Adjust bolt	1	
28	GB/T6170-2000-M6	螺母 M6	Hex. nut M6	2	



4.2 离合器总成 (B) Clutch (B)  
504G3. 21. 001

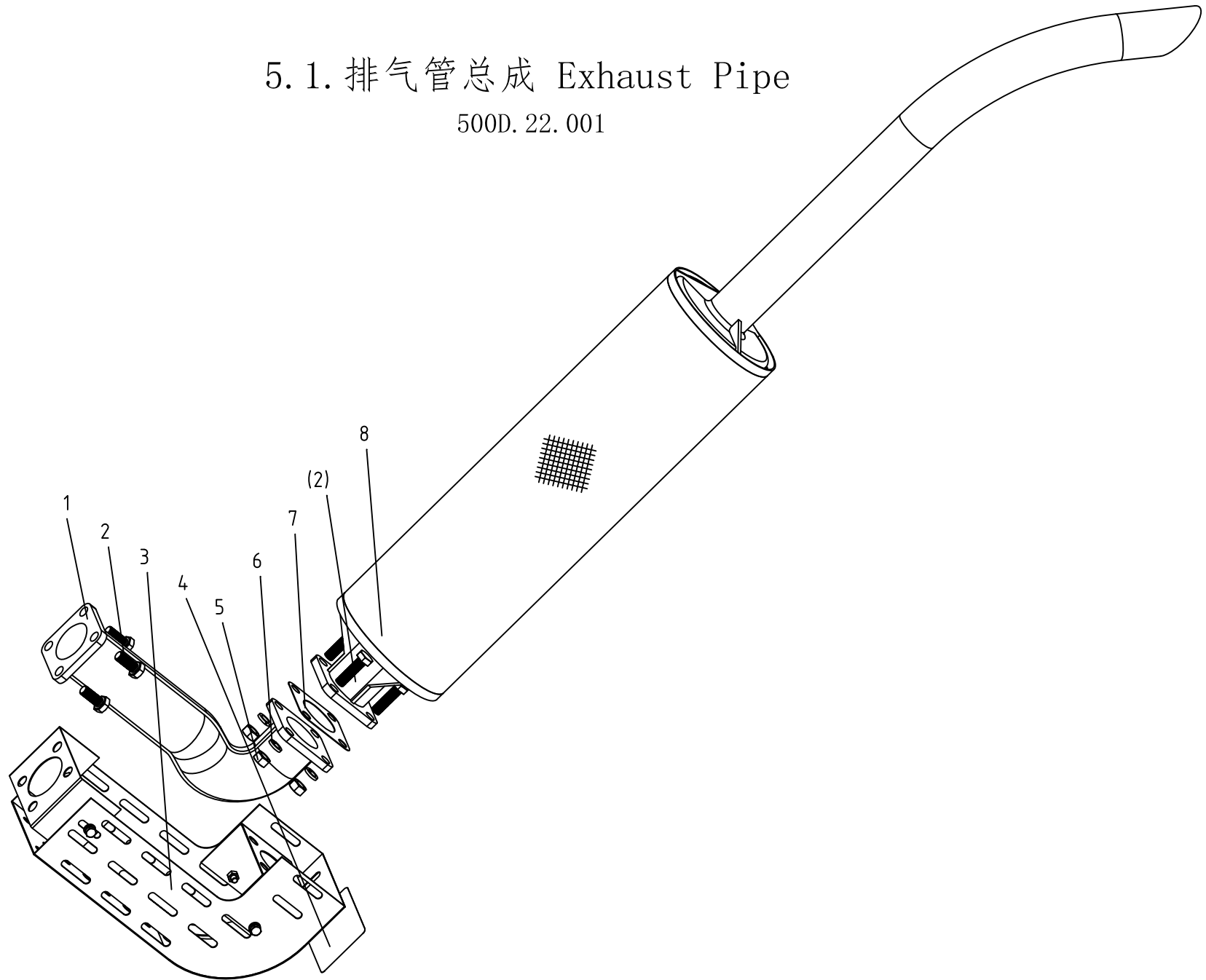


#### 4.2 离合器总成 (B) Clutch (B)

Ser.No.	Part No.	名称及规格	Name & Specifications	Quantity	Remarks
1	504G3.21.012	离合器从动盘总成	Driven plate	1	
2	XL138Y-Z (P2)	离合器压盘及盖总成	Pressure plate & Clutch cover	1	
3	GB/T119.2-2000-B8×20	销 B8×20	Straight pin B8×20	3	
4	GB/T93-1987-8	垫圈 8	Spring lock washer 8	6	
5	GB/T5783-2000-M8×20	螺栓 M8×20	Hex. head bolt M8×20	6	

# 5.1. 排气管总成 Exhaust Pipe

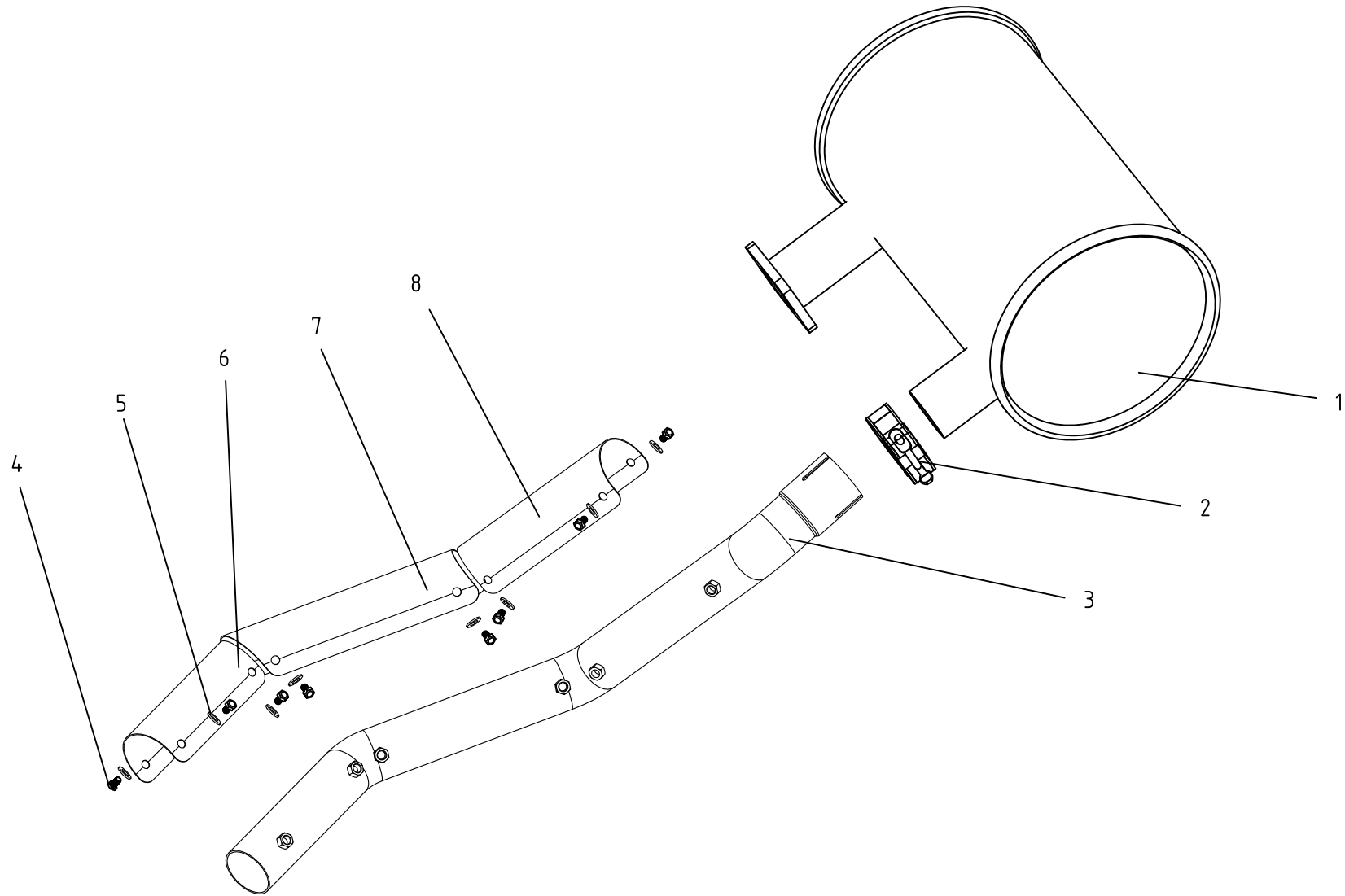
500D. 22. 001



### 5.1 排气管总成 Exhaust Pipe

Ser.No.	Part No.	名称及规格	Name & Specifications	Quantity	Remarks
1	500D.22.102	排气支管	Exhaust bent pipe	1	
2	GB/T5783-2000-M10×30	螺栓 M10×30	Hex. head bolt M10×30	8	
3	500D.22.011	防护罩总成	Pipe fence	1	
4	1204.22.102	安全标识	Safety mark	1	
5	GB/T 6170-2000-M10	螺母 M10	Hex. nut M10	4	
6	GB/T93-1987-10	垫圈 10	Spring Lock washer 10	4	
7	450.22.101	排气管纸垫	Paper gasket	1	
8	504-4.22.012	排气管组合件	Exhaust pipe	1	

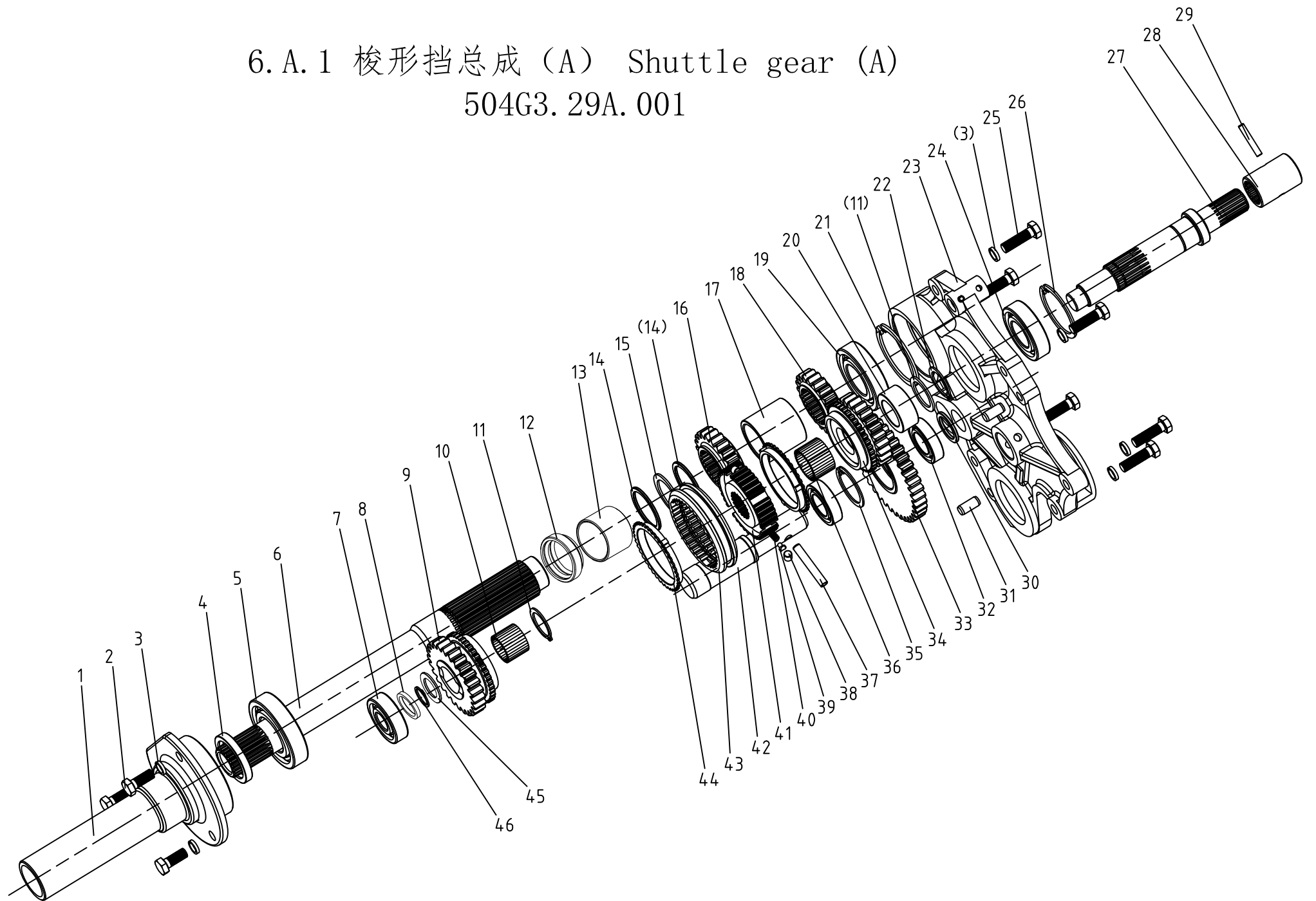
## 5.2 消声器总成 Muffler



## 5.2 消声器总成 Muffler

序号 Ser.No.	代号 Part No.	名称及规格 Name & Specifications	数量 Quantity	备注 Remarks
1	504G3.22.011	消声器组合件 Muffler	1	
2	504G3.22.012	喉箍52-55 Clip 52-55	1	
3	504G3.22.013	排气管焊合件 Exhaust pipe	1	
4	GB/T 5783-2000	螺栓M8×12 Flange bolt M8×12	12	
5	GB/T 97.1-2002	垫圈8 Plain washer 8	12	
6	504G3.22.102	保护网罩(一) Guarding net 1	1	
7	504G3.22.103	保护网罩(二) Guarding net 2	1	
8	504G3.22.104	保护网罩(三) Guarding net 3	1	

6. A. 1 梭形挡总成 (A) Shuttle gear (A)  
504G3. 29A. 001



### 6. A. 1 梭行挡总成 (A) Shuttle gear (A)

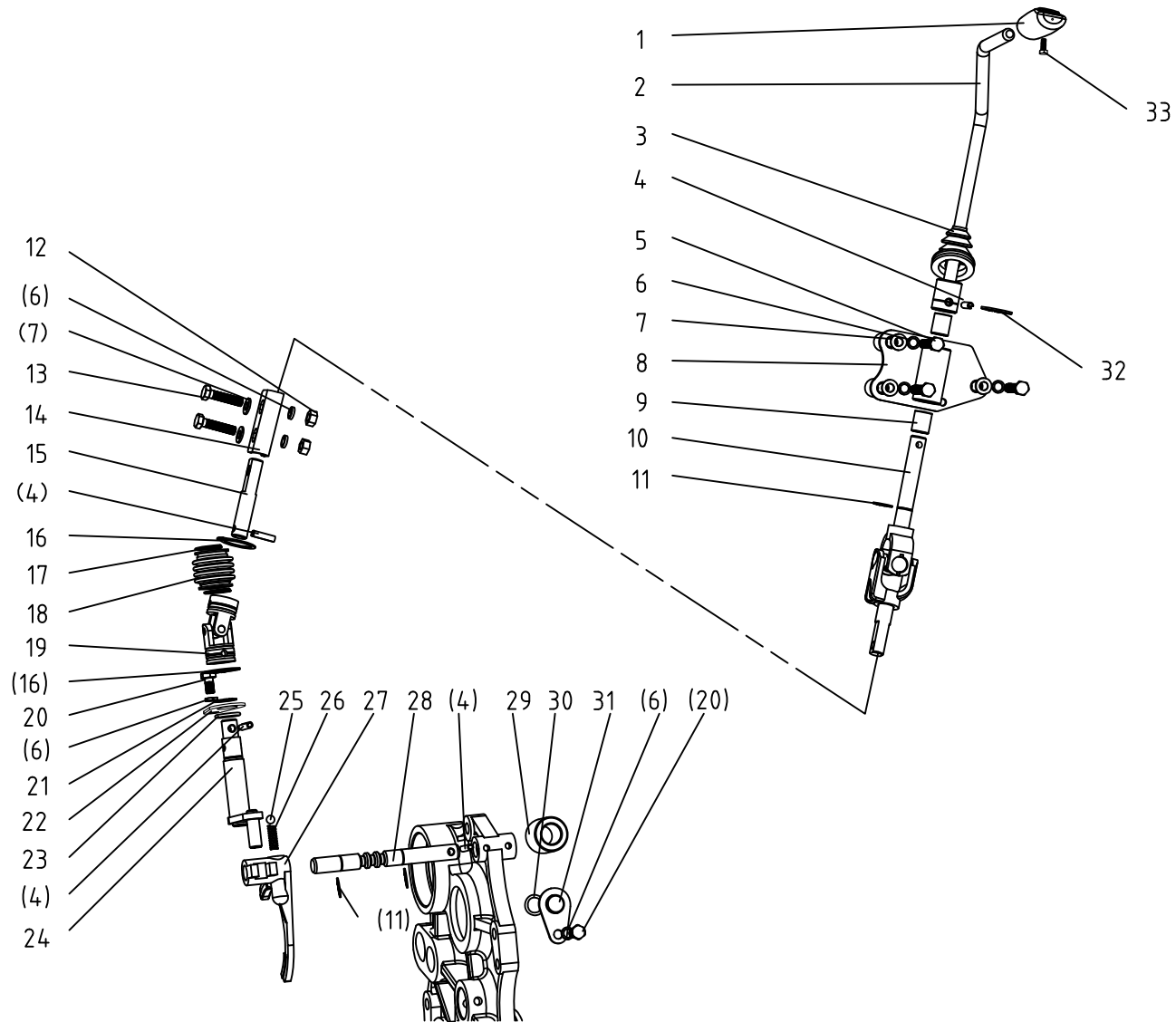
Ser.No.	Part No.	名称及规格	Name & Specifications	Quantity	Remarks
1	504G3.29.101	轴承座	Bearing seat	1	
2	GB/T5783-2000-M10×25	螺栓 M10×25	Hex. head bolt M10×25	3	
3	GB/T93-1987-10	垫圈 10	Spring lock washer 10	9	
4	GB/T13871-1992-FB40×55×8	密封圈 FB40×55×8	Oil seal FB40×55×8	1	
5	GB/T276-1994-6208	滚动轴承 6208	Ball bearing 6208	1	
6	504G3.29.201	输入轴组合件	Input shaft	1	504G3.41.001
7	GB/T283-1994-NJ304E	滚动轴承 NJ304E	Ball bearing NJ304E	1	
8	504G3.29.117-1	第二轴前隔套	Spacer	1	
9	504G3.29.116	梭行挡被动齿轮 I	Driven gear I	1	
10	GB/T5846-1986-K25×31×25	轴承 K25×31×25	Needle bearing K25×31×25	1	
11	504G3.63.102	轴用挡圈30	Circlip for shaft 30	2	
12	450.37.177-1	输入轴油封	Input shaft grease seal	1	504G3.41.001
13	450.37.175	铜套	Copper bush	1	504G3.41.001
14	504G3.29.102	第一轴隔圈	Spacing collar	2	
15	504G3.29.103	挡圈40	Circlip for shaft 40	1	
16	504G3.29.104	梭行挡主动齿轮 I	Driving gear I	1	
17	504G3.29.105	第一轴隔套	Spacer	1	
18	504G3.29.106	梭行挡主动齿轮 II	Driving gear II	1	
19	GB/T276-1994-6207	滚动轴承 6207	Ball bearing 6207	1	504G3.41.001
20	504G3.29.113	第二轴后隔套	Spacer	1	
21	GB/T893.1-1986-72	挡圈 72	Circlip for shaft 72	1	504G3.41.001
22	504G3.29.108	第二轴隔圈	Spacing collar	1	
23	504G3.29.107	离合器压板	Clutch pressure plate	1	
24	GB/T276-1994-6206	滚动轴承 6206	Ball bearing 6206	1	
25	GB/T5783-2000-M10×35	螺栓 M10×35	Hex. head bolt M10×35	6	



### 6. A. 1 梭行挡总成 (A) Shuttle gear (A)

Ser.No.	Part No.	名称及规格	Name & Specifications	Quantity	Remarks
26	GB/T893.1-1986-62	挡圈 62	Circlip for shaft 62	1	
27	504G3.29A.101	第二轴	2nd shaft	1	
28	504G3.29A.102	花键连接套	Splined joint sleeve	1	
29	GB/T879.1-2000-6×36	弹性销 6×36	Dowel pin 6×36	1	
30	504G3.29.110	梭行挡过轮隔圈	Spacing collar	1	
31	GB/T119.1-2000-B10×22	圆柱销 B10×22	Round pin B10×22	2	
32	GB/T276-1994-6005	滚动轴承 6005	Ball bearing 6005	2	
33	504G3.29.111	梭行挡过轮	Gear	1	
34	504G3.29.114	梭行挡被动齿轮 II	Driven gear II	1	
35	GB/T893.1-1986-47	挡圈 47	Circlip for shaft 47	1	
36	GB/T5846-1986-K30×36×25	轴承 K30×36×25	Needle bearing K30×36×25	1	
37	GB/T879.1-2000-8×50	弹性销 8×50	Dowel pin 8×50	1	
38	550-1.37A.117	止销	Stop pin	3	
39	550-1.37A.116	托架	Bracket	3	
40	550-1.37A.115	弹簧	Spring	3	
41	504G3.29.115	同步器齿毂	Hub gear	1	
42	504G3.29.109	梭行挡中间轴	Middle shaft	1	
43	550-1.37A.112	同步器齿套	Hub sleeve	1	
44	550-1.37A.114	同步环	Synthronization ring	2	
45	504G3.29.123	爬行档隔圈	Spacing collar	1	
46	504G3.29.118	挡圈 25	Circlip for shaft 25	1	

# 6.A.2 梭形挡总成 (B) Shuttle gear (B) 504G3.29A.001



### 6. A. 2 梭行挡总成 (B) Shuttle gear (B)

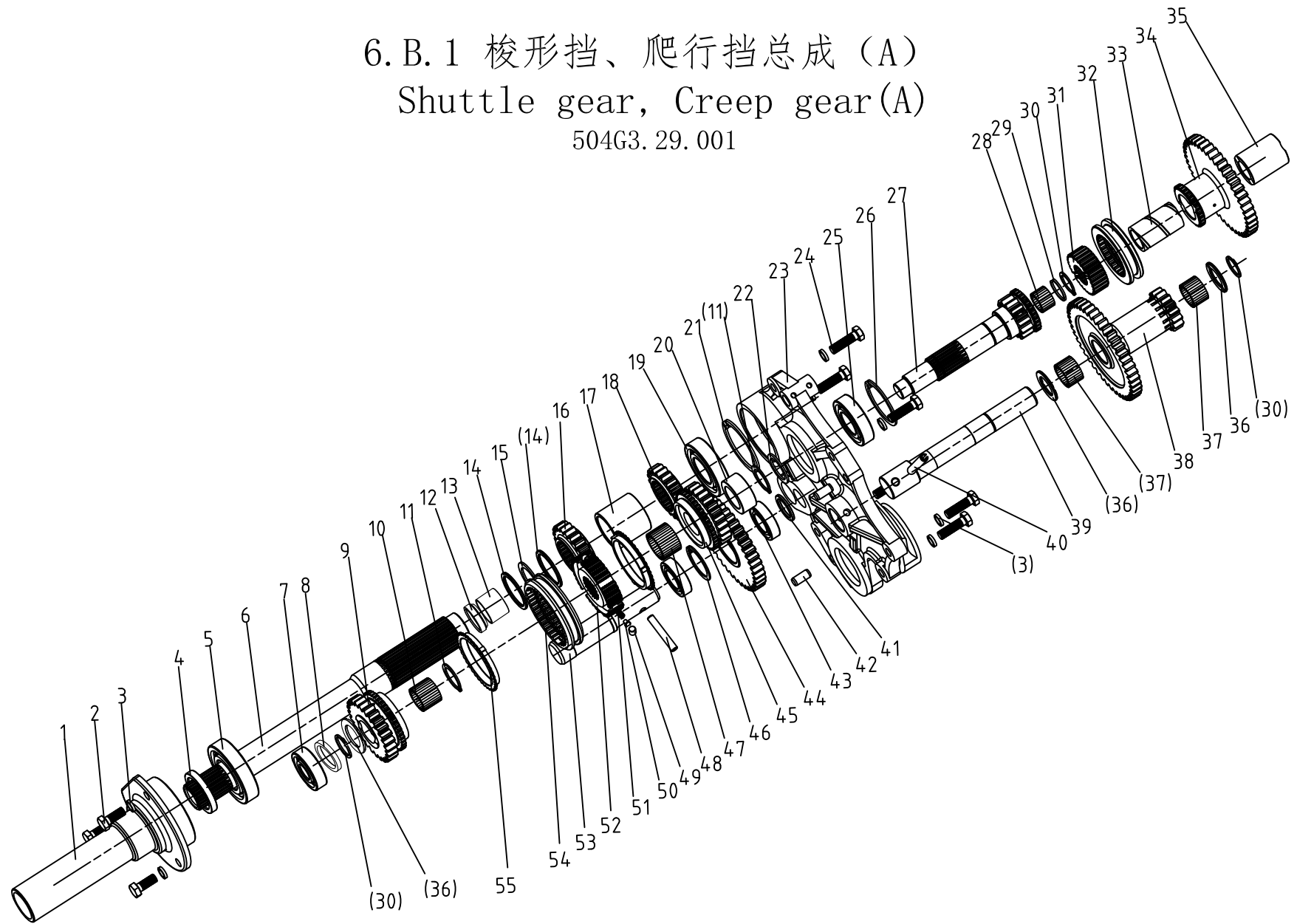
Ser.No.	Part No.	名称及规格	Name & Specifications	Quantity	Remarks
1	504G3.29.020	梭行挡操纵手柄	Shift level handle	1	
2	504G3.29.019	梭行挡操纵杆焊合件	Shift level	1	
3	504G3.29.131	防尘罩	Dust cap	1	
4	GB/T879.1-2000-6×24	弹性销 6×24	Dowel pin 6×24	3	
5	GB/T5783-2000-M8×60	螺栓 M8×60	Hex. head bolt M8×60	3	
6	GB/T93-1987-8	垫圈 8	Spring lock washer 8	6	
7	GB/T97.1-2002-8	垫圈 8	Plain washer 8	4	
8	504G3.29.030	连接支架焊合件	Automotive frame	1	
9	504G3.29.209	连接支架衬套	Bush	2	
10	504G3.29.016	万向节组合件 II	Gimbal II	1	
11	GB/T894.1-1986-15	挡圈 15	Circlip for shaft 15	3	
12	GB/T6170-2000-M8	螺母 M8	Hexagon nut M8	2	
13	GB/T5783-2000-M8×30	螺栓 M8×30	Hex. head bolt M8×35	2	
14	504G3.29.129	调节板	Adjusting plate	1	
15	504G3.29.128	连接轴	Joint shaft	1	
16	GB/T894.1-1986-28	挡圈 28	Circlip for shaft 28	2	
17	504G3.29.112	防护套固定钢丝	Circlip for shaft 28	2	
18	504G3.29.127	防护套	Safety cover	1	
19	504G3.29.015	万向节组合件 I	Gimbal I	1	
20	GB/T5783-2000-M8×16	螺栓 M8×16	Hex. head bolt M8×16	2	
21	GB/T894.1-1986-18	挡圈 18	Circlip for shaft 18	1	
22	504G3.37.168	挡板	Baffle	2	
23	GB/T3452.1-1992-20×2.65	O形圈 20×2.65	O-ring seal 20×2.65	1	
24	504G3.29.013	梭行挡拨头焊合件	Sliding block	1	
25	GB/T308-2002-8	钢球 8	Lock ball 8	2	

### 6. A. 2 梭行挡总成 (B) Shuttle gear (B)

续表

Ser.No.	Part No.	名称及规格	Name & Specifications	Quantity	Remarks
26	254G3.37.163	定位弹簧	Positioning spring	2	
27	504G3.29.126	梭行挡拨叉	Shift fork	1	
28	504G3.29.125-1	梭行挡拨叉轴	Patrol fork shaft	1	
29	504G3.29A.105	套管	Bushing	1	
30	GB/T3452.1-1992-15×2.65	O形圈 15×2.65	O-ring seal 15×2.65	1	
31	504G3.29A.011	挡板焊合件	Baffle	1	
32	GB/T894.1-1986-25	挡圈 25	Circlip for shaft 25	1	
33	GB/T 845-1985-ST4.2×16	自攻螺钉 ST4.2×16	Bolt ST4.2×13	1	

6. B. 1 梭形挡、爬行挡总成 (A)  
Shuttle gear, Creep gear (A)  
504G3. 29. 001



### 6. B. 1 梭行挡、爬行挡总成 (A) Shuttle gear, Creep gear (A)

Ser.No.	Part No.	名称及规格	Name & Specifications	Quantity	Remarks
1	504G3.29.101	轴承座	Bearing seat	1	
2	GB/T5783-2000-M10×25	螺栓 M10×25	Hex. head bolt M10×25	3	
3	GB/T93-1987-10	垫圈 10	Spring lock washer 10	9	
4	GB/T13871-1992-FB40×55×8	密封圈 FB40×55×8	Oil seal FB40×55×8	1	
5	GB/T276-1994-6208	滚动轴承 6208	Ball bearing 6208	1	
6	504G3.29.201	输入轴	Input shaft	1	504G3.41.001
7	GB/T283-1994-NJ304E	滚动轴承 NJ304E	Ball bearing NJ304E	1	
8	504G3.29.117-1	第二轴前隔套	Spacer	1	
9	504G3.29.116	梭行挡被动齿轮 I	Driven gear I	1	
10	GB/T5846-1986-K25×31×25	轴承 K25×31×25	Needle bearing K25×31×25	1	
11	504G3.63.102	轴用挡圈 30	Circlip for shaft 30	2	
12	450.37.177-1	输入轴油封	Input shaft grease seal	1	504G3.41.001
13	450.37.175	铜套	Copper bush	1	504G3.41.001
14	504G3.29.102	第一轴隔圈	Spacing collar	2	
15	504G3.29.103	挡圈 40	Circlip for shaft 40	1	
16	504G3.29.104	梭行挡主动齿轮 I	Driving gear I	1	
17	504G3.29.105	第一轴隔套	Spacer	1	
18	504G3.29.106	梭行挡主动齿轮 II	Driving gear II	1	
19	GB/T276-1994-6207	滚动轴承 6207	Ball bearing 6207	1	504G3.41.001
20	504G3.29.113	第二轴后隔套	Spacer	1	
21	GB/T893.1-1986-72	挡圈 72	Circlip for shaft 72	1	504G3.41.001
22	504G3.29.108	第二轴隔圈	Spacing collar	1	
23	504G3.29.107	离合器压板	Clutch pressure plate	1	
24	GB/T5783-2000-M10×35	螺栓 M10×35	Hex. head bolt M10×35	6	
25	GB/T276-1994-6206	滚动轴承 6206	Ball bearing 6206	1	

### 6. B. 1 梭行挡、爬行挡总成 (A) Shuttle gear, Creep gear (A)

续表

Ser.No.	Part No.	名称及规格	Name & Specifications	Quantity	Remarks
26	GB/T893.1-1986-62	挡圈 62	Circlip for shaft 62	1	
27	504G3.29.012	第二轴焊合件	2nd shaft	1	
28	GB/T5846-1986-K20×26×17	轴承 K20×26×17	Needle bearing K20×26×17	1	
29	504G329.138	孔用卡簧 26	Circlip for shaft 26	1	
30	504G3.29.118	挡圈 25	Circlip for shaft 25	3	
31	254G3.37.108	啮合套座	Splieing sleeve gear seat	1	
32	254G3.37.109	啮合套	Sliding gear	1	
33	504G3.29.119	爬行挡衬套	Bush	1	
34	504G3.29.120	爬行挡齿轮 I	Gear I	1	
35	504G3.29.121	爬行挡隔套	Spacer	1	
36	504G3.29.123	爬行挡隔圈	Spacing collar	3	
37	GB/T5846-1986-K25×31×20	轴承 K25×31×20	Needle bearing K25×31×20	2	
38	504G3.29.124	爬行挡齿轮 II	Gear II	1	
39	504G3.29.122	爬行挡齿轮轴	Gear shaft	1	
40	GB/T879.1-2000-8×45	弹性销 8×45	Dowel pin 8×45	1	
41	504G3.29.110	梭行挡过轮隔圈	Spacing collar	2	
42	GB/T119.1-2000-B10×22	圆柱销 B10×22	Round pin B10×22	2	
43	GB/T276-1994-6005	滚动轴承 6005	Ball bearing 6005	2	
44	504G3.29.111	梭行挡过轮	Gear	1	
45	504G3.29.114	梭行挡被动齿轮 II	Priven gear II	1	
46	GB/T893.1-1986-47	挡圈 47	Circlip for shaft 47	1	
47	GB/T5846-1986-K30×36×25	轴承 K30×36×25	Needle bearing K30×36×25	1	
48	GB/T879.1-2000-8×50	弹性销 8×50	Dowel pin 8×50	1	
49	550-1.37A.117	止销	Stop pin	3	

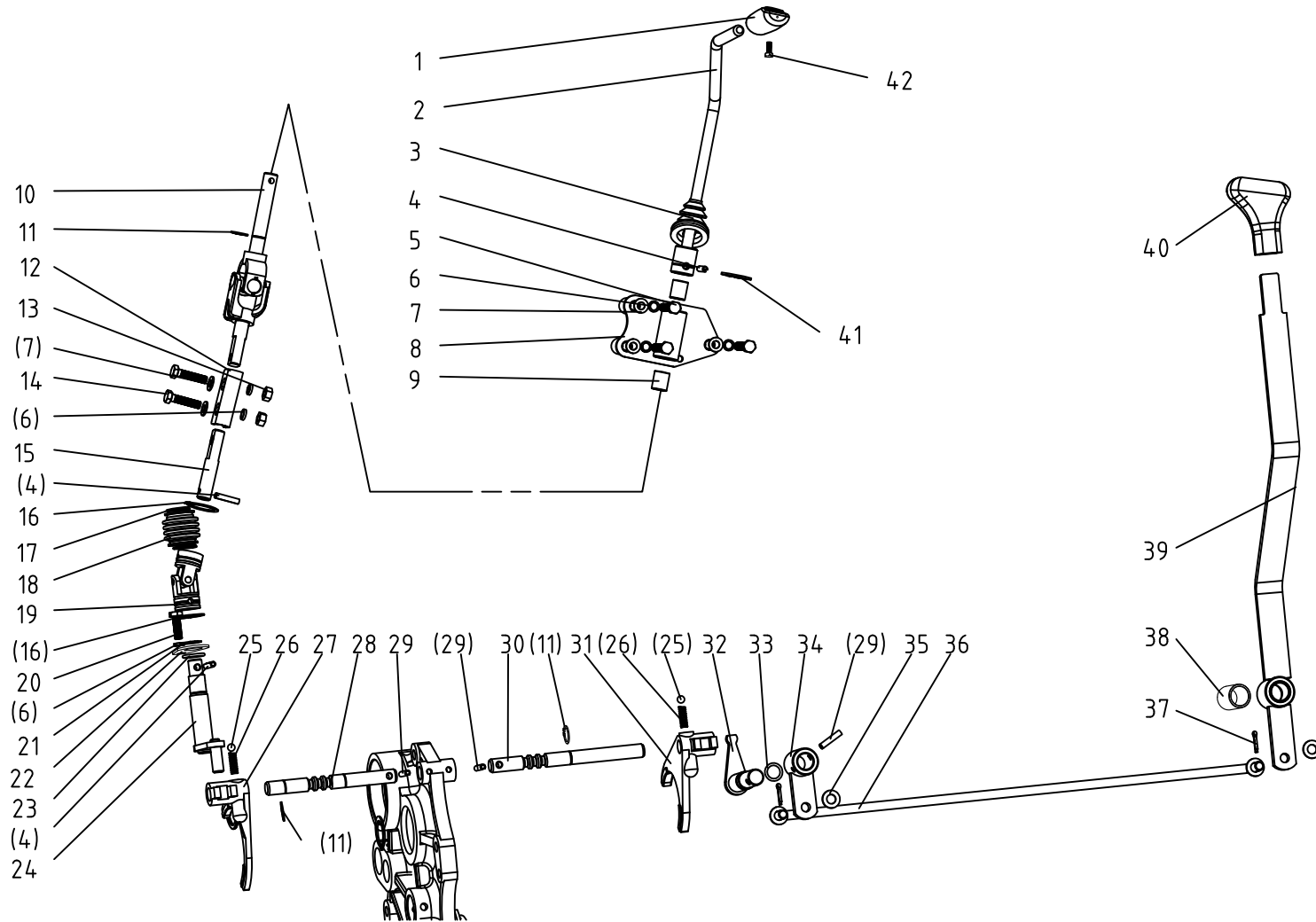
6. B. 1 梭行挡、爬行挡总成 (A) Shuttle gear, Creep gear (A)

续表

Ser.No.	Part No.	名称及规格	Name & Specifications	Quantity	Remarks
50	550-1.37A.116	托架	Bracket	3	
51	550-1.37A.115	弹簧	Spring	3	
52	504G3.29.115	同步器齿毂	Hub gear	1	
53	504G3.29.109	梭行挡中间轴	Middle shaft	1	
54	550-1.37A.112	同步器齿套	Hub sleeve	1	
55	550-1.37A.114	同步环	Synthronization ring	2	



6. B. 2 梭形挡、爬行挡总成 (B)  
 Shuttle gear, Creep gear (B)  
 504G3. 29. 001



### 6. B. 2 梭行挡、爬行挡总成 (B) Shuttle gear, Creep gear (B)

Ser.No.	Part No.	名称及规格	Name & Specifications	Quantity	Remarks
1	504G3.29.020	梭行挡操纵手柄	Shift level handle	1	
2	504G3.29.019	梭行挡操纵杆焊合件	Shift level	1	
3	504G3.29.131	防尘罩	Dust cap	1	
4	GB/T879.1-2000-6×24	弹性销 6×24	Dowel pin 6×24	3	
5	GB/T5783-2000-M8×60	螺栓 M8×60	Hex. head bolt M8×60	3	
6	GB/T93-1987-8	垫圈 8	Spring lock washer 8	6	
7	GB/T97.1-2002-8	垫圈 8	Plain washer 8	4	
8	504G3.29.030	连接支架焊合件	Automotive frame	1	
9	504G3.29.209	连接支架衬套	Bush	2	
10	504G3.29.016	万向节组合件 II	Gimbal II	1	
11	GB/T894.1-1986-15	挡圈 15	Circlip for shaft 15	4	
12	504G3.29.129	调节板	Adjusting plate	1	
13	GB/T6170-2000-M8	螺母 M8	Hexagon nut M8	2	
14	GB/T5783-2000-M8×35	螺栓 M8×35	Hex. head bolt M8×35	2	
15	504G3.29.128	连接轴	Joint shaft	1	
16	GB/T894.1-1986-28	挡圈 28	Circlip for shaft 28	2	
17	504G3.29.112	防护套固定钢丝	Circlip for shaft 28	2	
18	504G3.29.127	防护套	Safety cover	1	
19	504G3.29.015	万向节组合件 I	Gimbal I	1	
20	GB/T5783-2000-M8×16	螺栓 M8×16	Hex. head bolt M8×16	2	
21	GB/T894.1-1986-18	挡圈 18	Circlip for shaft 18	1	
22	504G3.37.168	挡板	Baffle	2	
23	GB/T3452.1-1992-20×2.65	O形圈 20×2.65	O-ring seal 20×2.65	1	
24	504G3.29.013	梭行挡拨头焊合件	Sliding block	1	
25	GB/T308-2002-8	钢球 8	Lock ball 8	2	

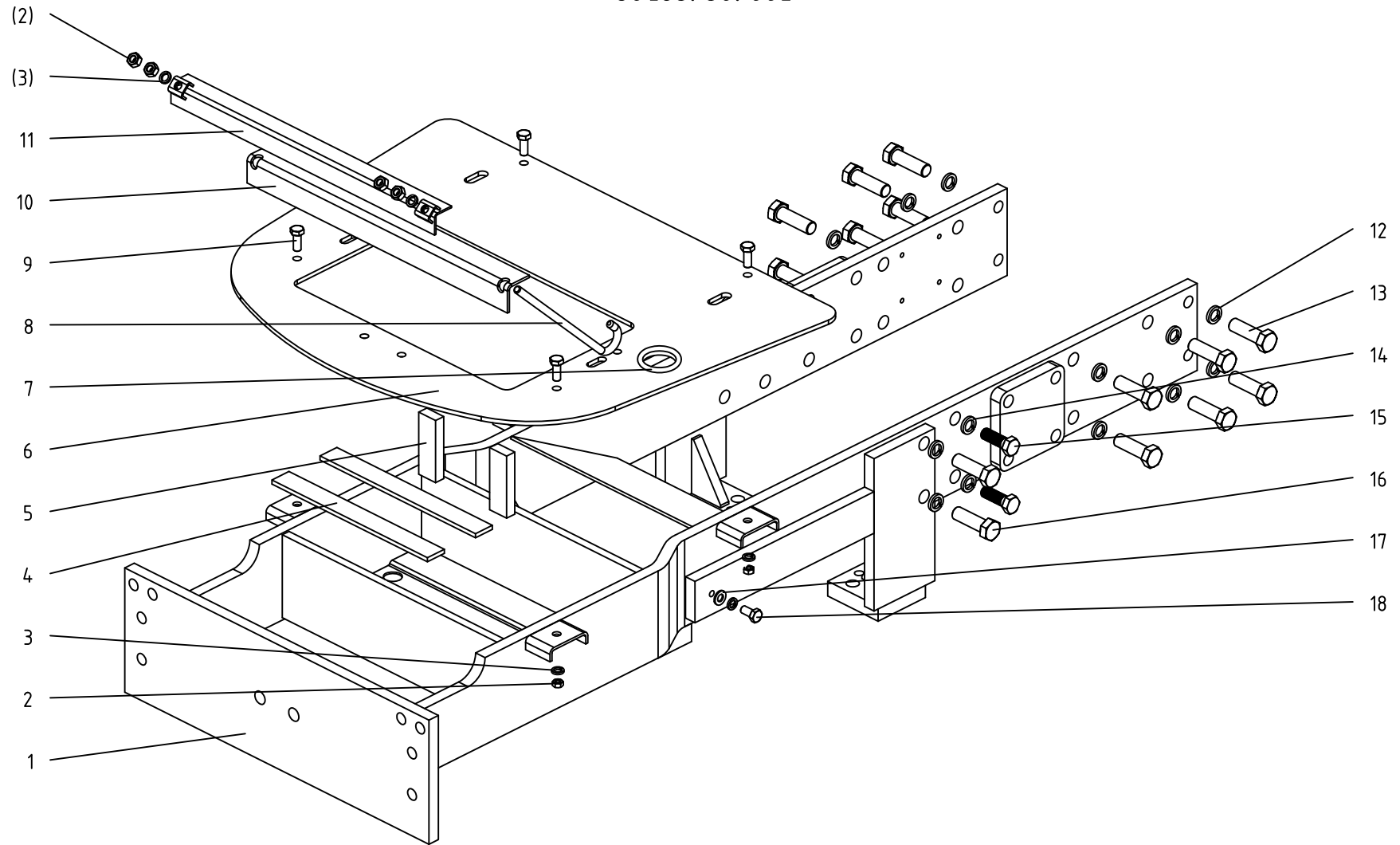
### 6. B. 2 梭行挡、爬行挡总成 (B) Shuttle gear, Creep gear (B)

续表

Ser.No.	Part No.	名称及规格	Name & Specifications	Quantity	Remarks
26	254G3.37.163	定位弹簧	Positioning spring	2	
27	504G3.29.126	梭行挡拨叉	Shift fork	1	
28	504G3.29.125-1	梭行挡拨叉轴	Patrol fork shaft	1	
29	GB/T879.1-2000-6×28	弹性销 6×28	Dowel pin 6×28	3	
30	504G3.29.134	爬行挡拨叉轴	Patrol fork shaft	1	
31	504G3.29.133	爬行挡拨叉	Shift fork	1	
32	504G3.29.023	爬行挡拨头焊接件	Sliding block	1	
33	GB/T3452.1-1992-15×2.65	O形圈 15×2.65	O-ring seal 15×2.65	1	
34	504G3.29.022	摇臂焊接件	Rocker	1	
35	GB/T97.1-2002-10	垫圈 10	Washer 10	2	
36	504G3.29.024	拉杆焊接件	Pull rod weldment	1	
37	GB/T91-2000-3.2×14	销 3.2×14	Split pin 3.2×14	2	
38	504G3.43.115	衬套 (2030)	Bush (2030)	1	
39	504G3.29.031-1	爬行挡操纵杆焊合件	Operating lever	1	
40	504G3.29.132	爬行挡换挡杆手柄	Handle	1	
41	GB/T894.1-1986-25	挡圈 25	Circlip for shaft 25	1	
42	GB/T 845-1985-ST4.2×16	自攻螺钉 ST4.2×16	Bolt ST4.2×13	1	

# 7 机架总成 Frame

504G3.30.001

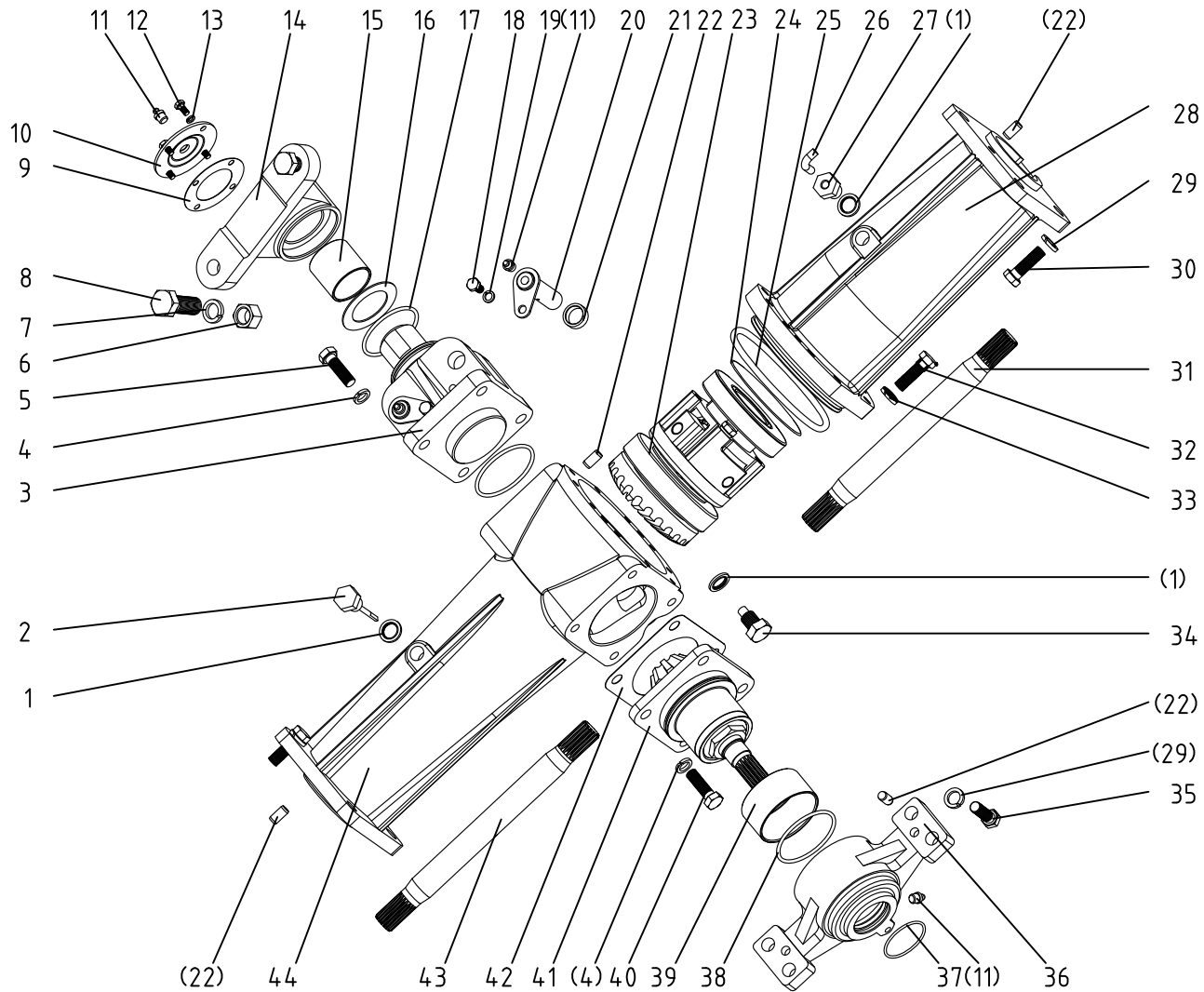


### 7 机架总成 Frame

Ser.No.	Part No.	名称及规格	Name & Specifications	Quantity	Remarks
1	504G3.30.011	机架焊合件	Frame	1	
2	GB/T6170-2000-M8	螺母 M8	Hex. nut M8	8	
3	GB/T93-1987-8	垫圈 8	Spring Lock washer 8	9	
4	504G3.30.103	橡胶垫2	Cushion 2	2	
5	504G3.30.104	橡胶垫1	Cushion 1	2	
6	504G3.30.105	前盖板	Front cover board	1	
7	550-1.47.104	电瓶线护圈	Battery line guard	2	
8	504G3.30.102	电瓶螺杆	Battery clamping boit	2	
9	GB/T5783-2000-M8×20	螺栓 M8×20	Hex.head bolt M8×20	4	
10	504G3.30.101	压箍胶垫	Rubber pad,battery	1	
11	504G3.30.012	电瓶压箍焊合件	Battery clamping plate assy	1	
12	GB/T93-1987-14	垫圈 14	Spring Lock washer 14	16	
13	GB/T5783-2000-M14×35	螺栓 M14×35	Hex.head bolt M14×35	12	
14	GB/T93-1987-12	垫圈 12	Spring Lock washer 12	4	
15	GB/T5783-2000-M12×35	螺栓 M12×35	Hex.head bolt M12×35	4	
16	GB/T5782-2000-M14×50	螺栓 M14×50	Hex.head bolt M14×50	4	
17	GB/T97.1-2002-8	垫圈 8	Plain washer 8	3	
18	GB/T5783-2000-M8×16	螺栓 M8×16	Hex.head bolt M8×16	1	

# 8.A.1 前驱动桥总成(中) Front Drive Axles(Middle)

504G3.31.001



8. A. 1 前驱动桥总成(中) Front Wheel Drive Axle ( middle )

Ser.No.	Part No.	名称及规格	Name & Specifications	Quantity	Remarks
1	JB-FT-CU-16	组合密封铜垫圈16	Copper washer 16	3	
2	304.31.013-1	量油尺合件	Oil dipstick	1	
3	504G3.31.121	油缸支座	Cylinder pedestal	1	
4	GB/T93-1987-12	垫圈 12	Spring lock washer 12	8	
5	GB/T5786-2000-M12×1.5×40	螺栓 M12×1.5×40	Hex. head bolt M12×1.5×40	4	
6	GB/T6170-2000-M16	螺母 M16	Hex. nut M16	2	
7	GB/T93-1987-16	垫圈 16	Spring lock washer 16	2	
8	GB/T27-1988-M16×65	螺栓 M16×65	Hex. head bolt M16×65	2	
9	304.31.122	端盖垫片	End cover gasket	1	
10	304.31.019	前支座端盖组合件	End cover of front pedestal	1	
11	JB/T7940.1-1995-M10×1	油杯 M10×1	Grease cup M10×1	4	
12	GB/T5783-2000-M6×12	螺栓 M6×12	Hex. head bolt M6×12	4	
13	GB/T93-1987-6	垫圈 6	Spring lock washer 6	4	
14	504G3.31.207	前支座	Front pedestal	1	
15	304.31.219-1	前支座衬套	Front pedestal bush	1	
16	304.31.123-1	前摆轴垫片	Shims for front swing axle	demand	
17	GB/T3452.1-1992-65×2.65	O形圈 65×2.65	O-ring seal 65×2.65	1	
18	GB/T5783-2000-M8×16	螺栓 M8×16	Hex. Head bolt M8×16	2	
19	GB/T93-1987-8	垫圈 8	Spring lock washer 8	2	
20	504G3.31.013	销轴焊合件	Pin shaft	2	
21	504G3.31.125	隔套	Spacer	2	
22	GB/T119.1-2000-B10×20	销 B10×20	Straight pin B10×20	5	
23	504G3.31.012	差速器总成	Differential assembly	1	
24	504G3.31.130/131/132	被动圆锥齿轮调整垫片	Tab for driven bevel gear	demand	
25	GB/T3452.1-1992-132×2.65	O形圈 132×2.65	O-ring seal 132×2.65	1	

### 8. A. 1 前驱动桥总成(中) Front Wheel Drive Axle ( middle )

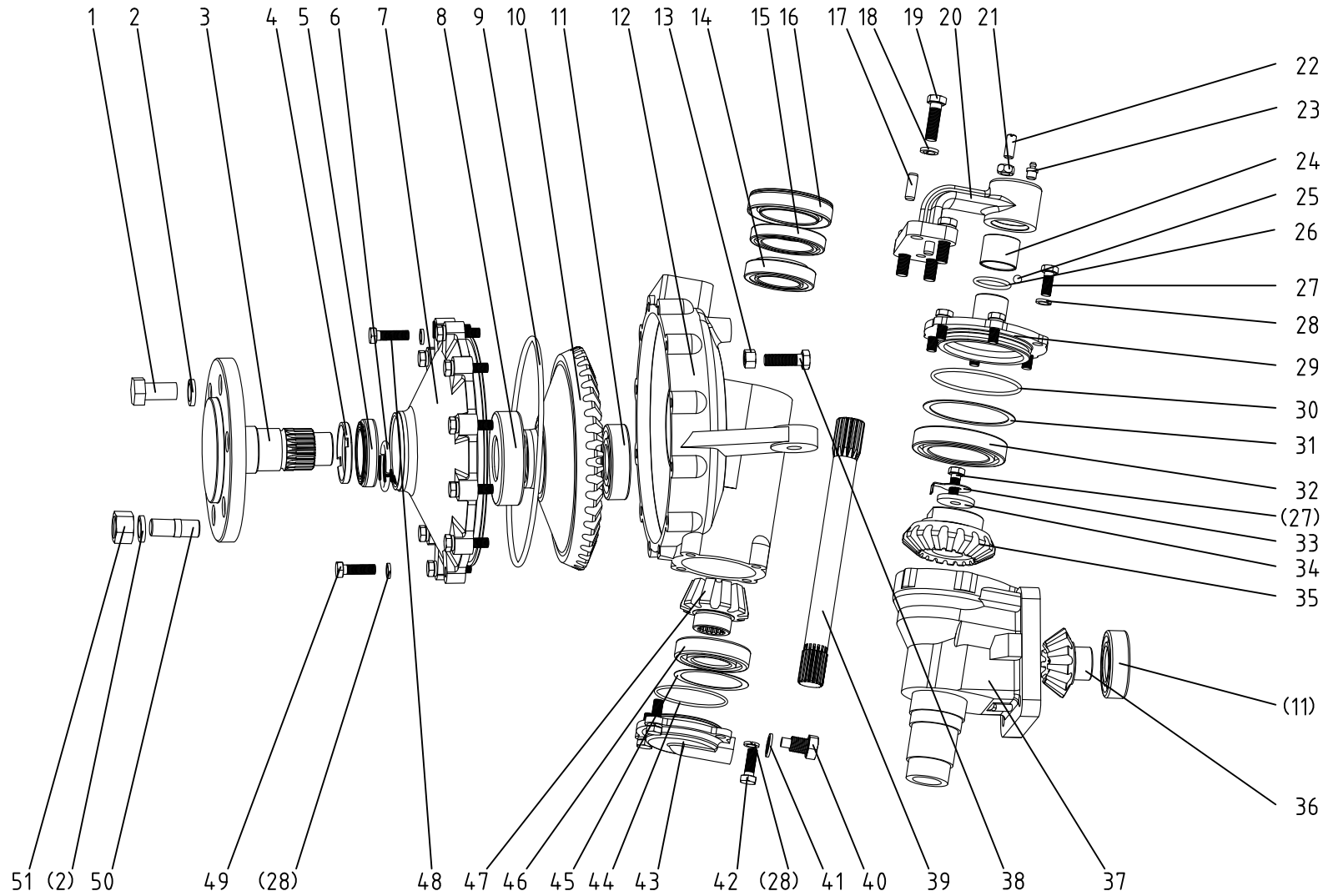
续表

Ser.No.	Part No.	名称及规格	Name & Specifications	Quantity	Remarks
26	304.31.119-1	通气管	Vent pipe	1	
27	304.31.118-1	通气螺塞	Vent plug	1	
28	504G3.31.112	右半轴套管	Right half shaft housing	1	
29	GB/T93-1987-14	垫圈 14	Spring lock washer 14	12	
30	GB/T5786-2000-M14×1.5×40	螺栓 M14×1.5×40	Hex. Head bolt M14×1.5×40	8	
31	504G3.31.114	右半轴	Right half shaft	1	
32	GB/T5783-2000-M10×40	螺栓 M10×40	Hex. head bolt M10×40	10	
33	GB/T93-1987-10	垫圈 10	Spring lock washer 10	10	
34	200.38.024	放油螺塞总成	Oil drain plug	1	
35	GB/T5783-2000-M14×45	螺栓 M14×45	Hex. head bolt M14×45	4	
36	504G3.31.212	后支座	Rear pedestal	1	
37	GB/T3452.1-1992-45×2.65	O形圈 45×2.65	O-ring seal 45×2.65	1	
38	GB/T3452.1-1992-69×2.65	O形圈 69×2.65	O-ring seal 69×2.65	1	
39	304.31.221-1	后支座衬套	Rear pedestal bush	1	
40	GB/T5786-2000-M12×1.5×30	螺栓 M12×1.5×30	Hex. head bolt M12×1.5×30	4	
41	504G3.31.016	主动锥齿轮总成	Bevel drive pinion assembly	1	
42	504G3.31.140/141/142	轴承座垫片	Shims for bearing seat	demand	
43	504G3.31.111	左半轴	Left half shaft	1	
44	504G3.31.110	左半轴套管	Left half shaft housing	1	



# 8. A. 2 前驱动桥总成(左边减速) Front Drive Axle(Left Side-Slowdown)

504G3. 31. 001



### 8. A. 2 前驱动桥总成（左边减速）Front Wheel Drive Axle (Left Side-Slowdown)

Ser.No.	Part No.	名称及规格	Name & Specifications	Quantity	Remarks
1	GB/T5786-2000-M18×1.5×35	螺栓 M18×1.5×35	hex. head bolt M18×1.5×35	4	
2	GB/T93-1987-18	垫圈 18	Spring lock washer 18	6	
3	504G3.31.101	驱动轴	Drive shaft	1	
4	504G3.31.127-1	油封挡圈	Oil seal blocking ring	1	
5	404-9.31.111	防泥水油封MC50×72×15/12	Guard against turbid oil-seal MC50×72×15/12	1	
6	304.31.102-2	驱动轴固定圈	Fixing ring of drive shaft	2	
7	504G3.31.102-1	驱动轴盖	Drive shaft cover	1	
8	GB/T276-1994-6309	轴承 6309	Ball bearing 6309	1	
9	GB/T3452.1-1992-236×5.3	O形圈 236×5.3	O-ring seal 236×5.3	1	
10	504G3.31.117	末减速被动齿轮	Driven bevel gear of final drive	1	
11	GB/T276-1994-6307	轴承 6307	Ball bearing 6307	2	
12	504G3.31.122	左边减速壳体	Left final drive housing	1	
13	GB/T6170-2000-M12	螺母 M12	Hex. thin slotted nut M12	1	
14	GB/T276-1994-32009	轴承 32009	Ball bearing 32009	1	
15	GB/T276-1994-61911	轴承 61911	Ball bearing 61911	1	
16	504G3.31.123	防泥水油封MC60×90×20/14	Guard against turbid oil-seal MC60×90×20/14	1	
17	GB/T119.1-2000-B10×28	销 B10×28	Straight pin B10×28	2	
18	GB/T93-1987-12	垫圈 12	Spring lock washer 12	4	
19	GB/T5783-2000-M12×40	螺栓 M12×40	Hex. head bolt M12×40	4	
20	504G3.31.201	转向臂	Steering arm	1	
21	GB/T6171-2000-M10×1	螺母 M10×1	Hex. thin slotted nut M10×1	1	
22	504.31.144	紧钉螺钉 M10×1	Lockbolt M10×1	1	
23	JB7940.1-1995-M8×1	油杯 M8×1	Grease cup M8×1	1	
24	304.31.202-1	联接转向臂衬套	Steering arm bushing	1	
25	GB/T308-2002-8.7312G200b	钢球 8.7312G200b	Stillball 8.7312G200b	1	11/32''

### 8. A. 2 前驱动桥总成（左边减速）Front Wheel Drive Axle (Left Side-Slowdown)

续表

Ser.No.	Part No.	名称及规格	Name & Specifications	Quantity	Remarks
26	GB/T3452.1-1992-34.5×2.65	O形圈 34.5×2.65	O-ring seal 34.5×2.65	1	
27	GB/T5783-2000-M10×25	螺栓 M10×25	Hex. head bolt M10×25	6	
28	GB/T93-1987-10	垫圈 10	Spring lock washer 10	22	
29	504G3.31.107	上轴承盖	Upper bearing cover	1	
30	GB/T3452.1-1992-92.5×3.55	O形圈 92.5×3.55	O-ring seal 92.5×3.55	1	
31	554.31C.147	调整垫片	Adjusting shims	demand	
32	GB/T276-1994-6013	轴承 6013	Ball bearing 6013	1	
33	304.31.138	锁紧垫片	Lock washer	1	
34	304.31.110-1	立轴挡圈	Blocking ring of upright shaft	1	
35	504G3.31.108	中间传动被动齿轮	Driven bevel gear of the first drive	1	
36	504G3.31.109	中间传动主动齿轮	Driving bevel gear of the first drive	1	
37	504G3.31.104-1	立轴套管	Upright shaft housing	1	
38	GB/T5783-2000-M12×30	螺栓 M12×30	Hex. head bolt M12×30	1	
39	504G3.31.106-1	立轴	Upright shaft	1	
40	200.38.024	放油螺塞总成	Oil drain plug	1	
41	JB-FT-CU-16	组合密封铜垫圈16	Copper washer 16	1	
42	GB/T5783-2000-M10×30	螺栓 M10×30	Hex. head bolt M10×30	4	
43	504G3.31.118	下轴承盖	Lower bearing cover	1	
44	GB/T3452.1-1992-75×2.65	O形圈 75×2.65	O-ring seal 75×2.65	1	
45	850-2.39.112/113/114	调整垫片	Adjusting shims	demand	
46	GB/T276-1994-6208	轴承 6208	Ball bearing 6208	1	
47	504G3.31.120	末减速主动齿轮	Driving bevel gear of final drive	1	
48	GB/T5783-2000-M10×40	螺栓 M10×40	Hex. head bolt M10×40	11	
49	GB/T5783-2000-M10×35	螺栓 M10×35	Hex. head bolt M10×35	1	

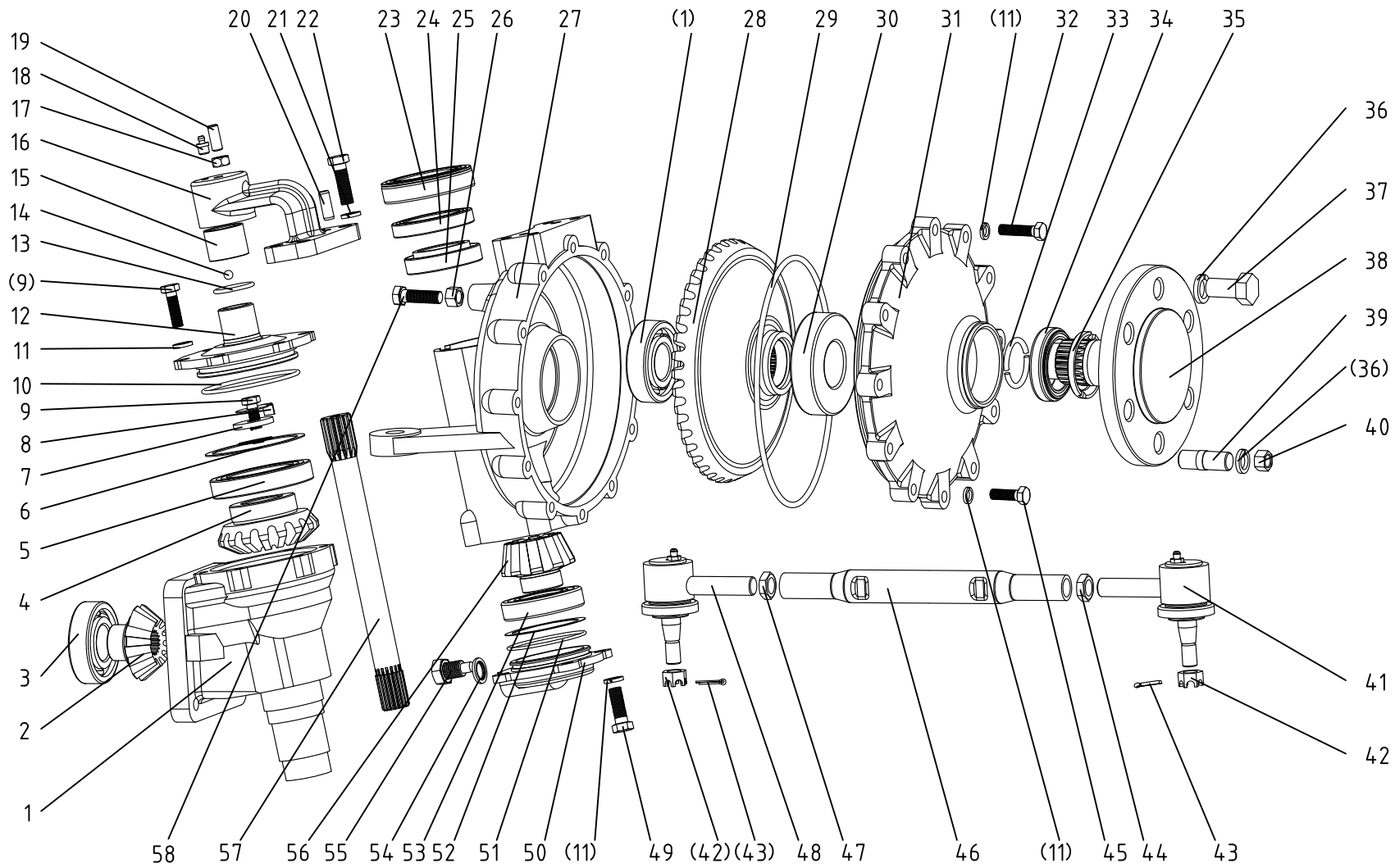
8. A. 2 前驱动桥总成 (左边减速) Front Wheel Drive Axle (Left Side-Slowdown)

续表

Ser.No.	Part No.	名称及规格	Name & Specifications	Quantity	Remarks
50	304.31.179	螺柱	Double screw bolt	2	
51	GB/T6176-2000-M18×1.5	螺母 M18×1.5	Hex. nut M18×1.5	2	

### 8. A. 3 前驱动桥总成(右边减速) Front Drive Axle(Right Side-Slowdown)

504G3. 31. 001



### 8. A. 3 前驱动桥总成（右边减速） Front Wheel Drive Axle (Right Side-Slowdown)

Ser.No.	Part No.	名称及规格	Name & Specifications	Quantity	Remarks
1	504G3.31.104-1	立轴套管	Upright shaft housing	1	
2	504G3.31.109	中间传动主动齿轮	Driving bevel gear of the first drive	1	
3	GB/T276-1994-6307	轴承 6307	Ball bearing 6307	2	
4	504G3.31.108	中间传动被动齿轮	Driven bevel gear of the first drive	1	
5	GB/T276-1994-6013	轴承 6013	Ball bearing 6013	1	
6	554.31C.147	调整垫片	Adjusting shims	demand	
7	304.31.110-1	立轴挡圈	Blocking ring of upright shaft	1	
8	304.31.138	锁紧垫片	Lock washer	1	
9	GB/T5783-2000-M10×25	螺栓 M10×25	Hex. head bolt M10×25	6	
10	GB/T3452.1-1992-92.5×3.55	O形圈 92.5×3.55	O-ring seal 92.5×3.55	1	
11	GB/T93-1987-10	垫圈 10	Spring lock washer 10	22	
12	504G3.31.107	上轴承盖	Upper bearing cover	1	
13	GB/T3452.1-1992-34.5×2.65	O形圈 34.5×2.65	O-ring seal 34.5×2.65	1	
14	GB/T308-2002-8.7312G200b	钢球 8.7312G200b	Stillball 8.7312G200b	1	11/32''
15	304.31.202-1	联接转向臂衬套	Steering arm bushing	1	
16	504G3.31.201	转向臂	Steering arm	1	
17	GB/T6171-2000-M10×1	螺母 M10×1	Hex. thin slotted nut M10×1	1	
18	JB/T7940.1-1995-M8×1	油杯 M8×1	Grease cup M8×1	1	
19	504.31.144	紧钉螺钉 M10×1	Lockbolt M10×1	1	
20	GB/T119.1-2000-B10×28	销 B10×28	Straight pin B10×28	2	
21	GB/T93-1987-12	垫圈 12	Spring lock washer 12	4	
22	GB/T5783-2000-M12×40	螺栓 M12×40	Hex. head bolt M12×40	4	
23	504G3.31.123	防泥水油封MC60×90×20/14	Guard against turbid oil-seal MC60×90×20/14	1	
24	GB/T276-1994-61911	轴承 61911	Ball bearing 61911	1	
25	GB/T276-1994-32009	轴承 32009	Ball bearing 32009	1	

### 8. A. 3 前驱动桥总成（右边减速） Front Wheel Drive Axle (Right Side-Slowdown)

续表

Ser.No.	Part No.	名称及规格	Name & Specifications	Quantity	Remarks
26	GB/T6170-2000-M12	螺母 M12	Hex. thin slotted nut M12	1	
27	504G3.31.116	右边减速壳体	Right final drive housing	1	
28	504G3.31.117	末减速被动齿轮	Driven bevel gear of final drive	1	
29	GB/T3452.1-1992-236×5.3	O形圈 236×5.3	O-ring seal 236×5.3	1	
30	GB/T276-1994-6309	轴承 6309	Ball bearing 6309	1	
31	504G3.31.102-1	驱动轴盖	Drive shaft cover	1	
32	GB/T5783-2000-M10×40	螺栓 M10×40	Hex. head bolt M10×40	11	
33	304.31.102-2	驱动轴固定圈	Fixing ring of drive shaft	2	
34	404-9.31.111	防泥水油封MC50×72×15/12	Guard against turbid oil-seal MC50×72×15/12	1	
35	504G3.31.127-1	油封挡圈	Blocking ring	1	
36	GB/T93-1987-18	垫圈 18	Spring lock washer 18	6	
37	GB/T5786-2000-M18×1.5×35	螺栓 M18×1.5×35	hex. head bolt M18×1.5×35	4	
38	504G3.31.101	驱动轴	Drive shaft	1	
39	304.31.179	螺柱	Double screw bolt	2	
40	GB/T6176-2000-M18×1.5	螺母 M18×1.5	Hex. nut M18×1.5	2	
41	504G3.31.021	拉杆接头总成(右)	Linkage ball joint (Right)	1	
42	GB/T9549-1988-M14×1.5	螺母 M14×1.5	Hex. thin slotted nut M14×1.5	2	
43	GB/T91-2000-3.2×24	销 3.2×24	Split pin 3.2×24	2	
44	GB/T6173-2000-M18×1.5	螺母 M18×1.5	Hex.thin nut M18×1.5	demand	
45	GB/T5783-2000-M10×35	螺栓 M10×35	Hex. head bolt M10×35	1	
46	504G3.31.208	横拉杆	Steering tie rod	1	
47	GB/T6173-2000-M18×1.5L	螺母 M18×1.5-左	Hex.thin nut M18×1.5-Left	1	
48	504G3.31.020	拉杆接头总成(左)	Linkage ball joint (Left)	1	
49	GB/T5783-2000-M10×30	螺栓 M10×30	Hex. head bolt M10×30	4	

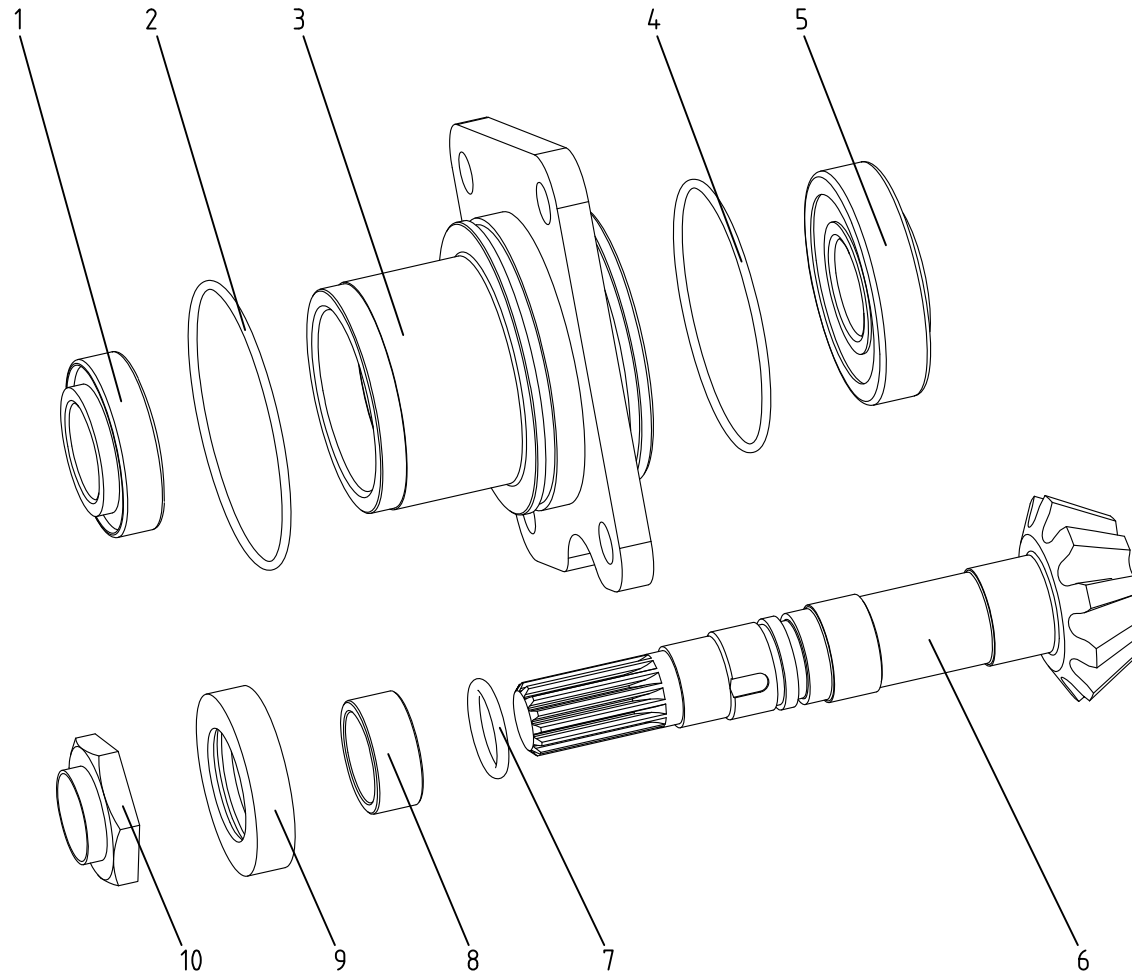
### 8. A. 3 前驱动桥总成 (右边减速) Front Wheel Drive Axle (Right Side-Slowdown)

续表

Ser.No.	Part No.	名称及规格	Name & Specifications	Quantity	Remarks
50	504G3.31.118	下轴承盖	Lower bearing cover	1	
51	GB/T3452.1-1992-75×2.65	O形圈 75×2.65	O-ring seal 75×2.65	1	
52	850-2.39.112/113/114	调整垫片	Adjusting shims	demand	
53	GB/T276-1994-6208	轴承 6208	Ball bearing 6208	1	
54	JB-FT-CU-16	组合密封铜垫圈16	Copper washer 16	1	
55	200.38.024	放油螺塞总成	Oil drain plug	1	
56	504G3.31.120	末减速主动齿轮	Driving bevel gear of final drive	1	
57	504G3.31.106-1	立轴	Upright shaft	1	
58	GB/T5783-2000-M12×30	螺栓 M12×30	Hex. head bolt M12×30	1	



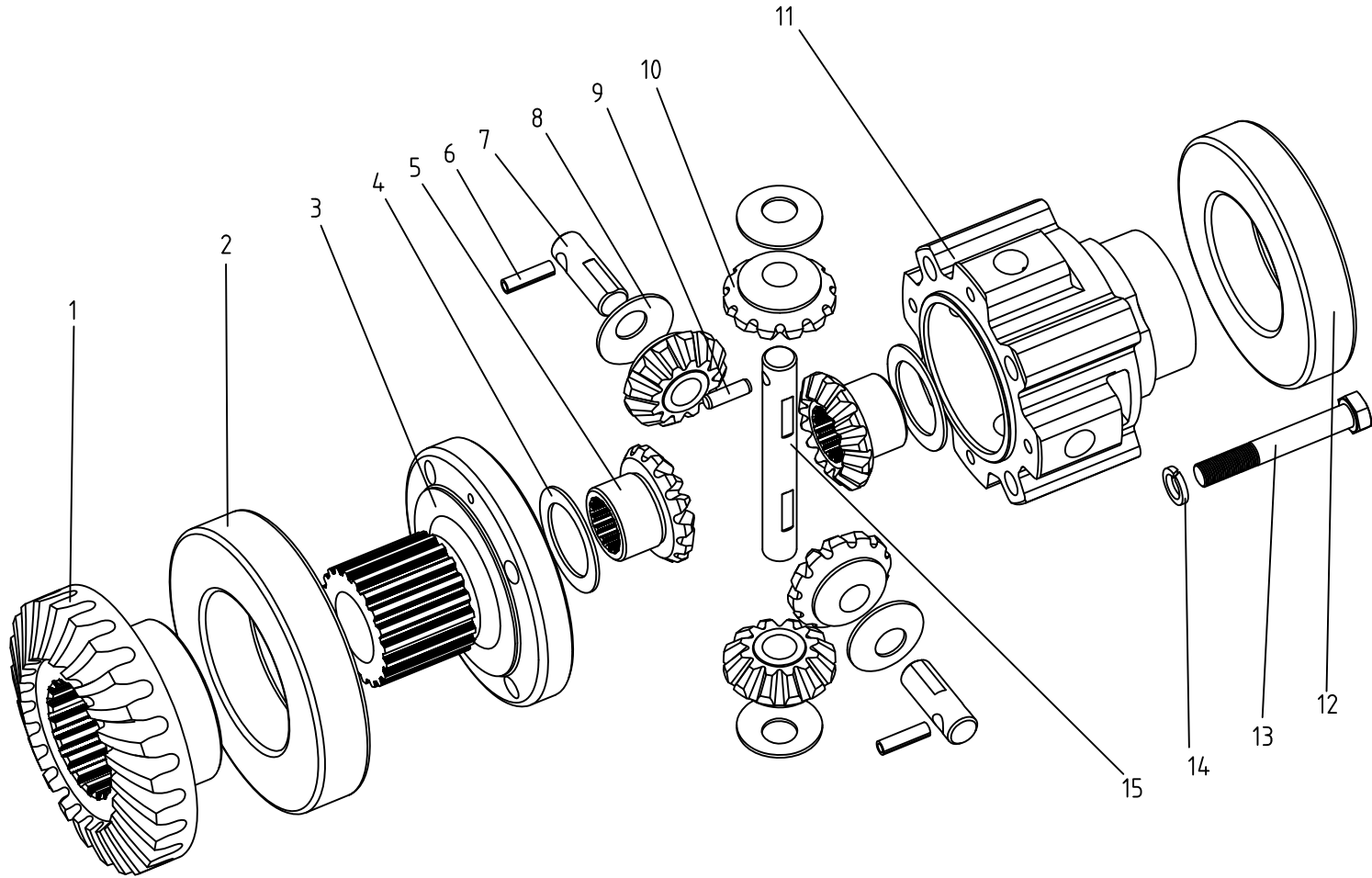
8. A. 4 前驱动桥总成 (504G3. 31. 016 部件)  
Front Drive Axle (504G3. 31. 016 Assembly)  
504G3. 31. 016



8. A. 4 前驱动桥总成 (504G3. 31. 016部件) Front Wheel Drive Axle ( 504G3. 31. 016 Assembly )

Ser.No.	Part No.	名称及规格	Name & Specifications	Quantity	Remarks
1	GB/T297-1994-32006	轴承 32006	Taper roller bearing 32006	1	
2	GB/T3452.1-1992-85×2.65	O形圈 85×2.65	O-ring seal 85×2.65	1	
3	504G3.31.210	主动锥齿轮轴承座	Bearing seat	1	
4	GB/T3452.1-1992-80×2.65	O形圈 80×2.65	O-ring seal 80×2.65	1	
5	GB/T297-1994-31306	轴承 31306	Taper roller bearing 31306	1	
6	504G3.31.211	主动圆锥齿轮	Bevel drive pinion	1	
7	GB/T3452.1-1992-23.6×2.65	O形圈 23.6×2.65	O-ring seal 23.6×2.65	1	
8	304.31.225-1	主动锥齿轮油封座圈	Oil-seal seat	1	
9	HG4-692-1967-SD35×56×12	油封 SD35×56×12	Oil-seal SD35×56×12	1	
10	504G3.31.209	锁紧螺母	Locknut	1	

8. A. 5 前驱动桥总成 (504G3. 31. 012 部件)  
Front Drive Wheel Axle (504G3. 31. 012 Assembly)  
504G3. 31. 012



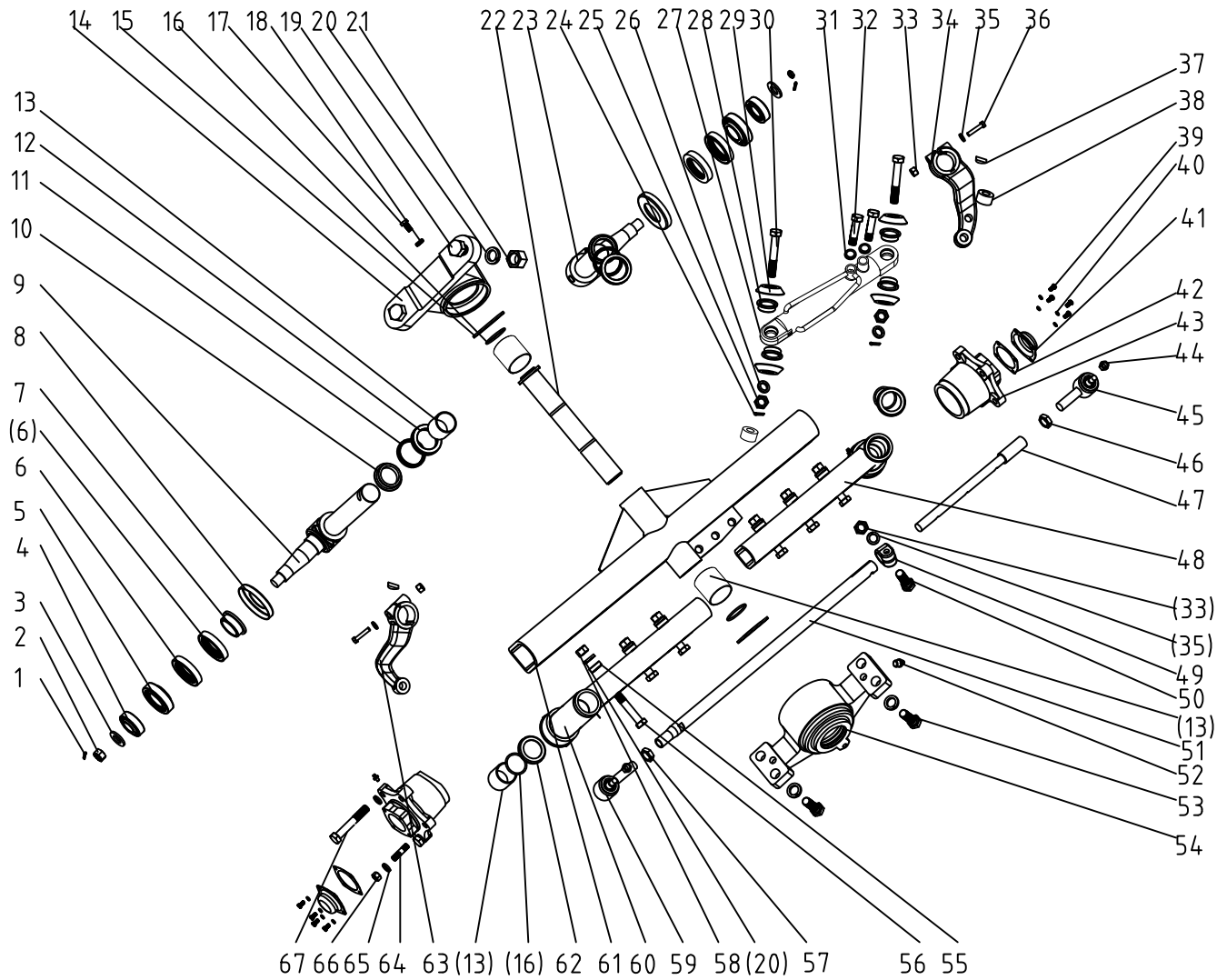
8. A. 5 前驱动桥总成 (504G3. 31. 012部件) Front Wheel Drive Axle ( 504G3. 31. 012 Assembly )

Ser.No.	Part No.	名称及规格	Name & Specifications	Quantity	Remarks
1	504G3.31.202	被动圆锥齿轮	Crown gear	1	
2	GB/T276-1994-6214	轴承 6214	Taper roller bearing 6214	1	
3	504G3.31.203	左差速器壳体	Left differential housing	1	
4	304.31.210A-1	半轴齿轮垫圈	Half shaft gear washer	2	
5	304.31.211A	差速器半轴齿轮	Half shaft gear	2	
6	GB/T879.1-2000-6×24	销 6×24	Pin 6×24	2	
7	504G3.31.214	行星齿轮短轴	Planet gear short shaft	2	
8	304.31.209A-1	行星齿轮垫圈	Planet gear washer	4	
9	GB/T119.1-2000-B6×32	销 B6×32	Straight pin B6×32	1	
10	304.31.205A	差速器行星齿轮	Planet gear	4	
11	504G3.31.204	右差速器壳体	Right differential housing	1	
12	GB/T276-1994-6212	轴承 6212	Taper roller bearing 6212	1	
13	GB/T5785-2000-M10×1×70	螺栓 M10×1×70	Hex. head bolt M10×1×70	4	
14	GB/T93-1987-10	垫圈 10	Spring lock washer 10	4	
15	504G3.31.215	行星齿轮长轴	Planet gear long shaft	1	

# 8. B 前轴总成

## Front Axles

500G3. 31. 001



### 8. B 前轴总成 Front Axles

Ser.No.	Part No.	名称及规格	Name & Specifications	Quantity	Remarks
1	GB/T91-2000-5×50	销5×50	Split pin 5×50	2	
2	GB/T9459-2000-M27×2	螺母M27×2	Hex. nut M27×2	2	
3	550.31.105	轴承垫圈	Shim for bearing	2	
4	GB/T297-1994-32207	轴承32207	Tapered roller bearing 32207	2	
5	GB/T297-1994-32209	轴承32209	Tapered roller bearing 32209	2	
6	GB/T9877.1-1988-FB65×90×10	油封FB65×90×10	Oil-seal FB65×90×10	4	
7	450.31.106	半轴油封座	Oil-seal seat for half shaft	2	
8	450.31.107	防尘盖	Dust cover	2	
9	450J.31A.028	左转向节半轴焊合件	Half shaft welded pieces left turn	1	
10	450.31.115	立轴油封座	The vertical shaft oil seal seat	2	
11	450.31.019	立轴油封总成	Vertical shaft seal assembly	2	
12	GB/T301-1995-51109	轴承51109	Ball bearing 32207	2	
13	450.31.116	衬套	Bush	6	
14	500G3.31.101	摇摆轴前支座	Rocking shaft front bearing	1	
15	450.31.112	摇摆轴垫片	Swing shaft gasket	2	
16	GB/T3452.1-1992-45×2.65	O形圈45×2.65	O-ring seal 45×2.65	4	
17	GB/T5783-2000-M10×20	螺栓M10×20	Hex. head bolt M10×20	1	
18	GB/T93-1987-10	垫圈10	Spring lock washer 10	1	
19	GB/T27-1988-M16×65	螺栓M16×65	Hex. head bolt M16×65	2	
20	GB/T93-1987-16	垫圈16	Spring lock washer 16	8	
21	GB/T6170-2000-M16	螺母M16	Nut M16	2	
22	450J.31.027	摇摆轴焊合件	Rocking shaft welding	1	
23	450J.31A.029	右转向节半轴焊合件	Half shaft welded pieces right turn	1	
24	GB/T91-2000-4×28	销4×28	Split pin 4×28	2	
25	GB/T6181-1986-M16	螺母M16	Nut M16	2	

## 8. B 前轴总成 Front Axles

续表

Ser.No.	Part No.	名称及规格	Name & Specifications	Quantity	Remarks
26	GB/T97.1-2002-16	垫圈16	Washer 16	2	
27	450J.31A.027-1	转向油缸	Steering cylinder	1	
28	450J.31A.130	挡圈	Circlip for shaft	4	
29	450J.31A.128	防尘罩	Dust boot	4	
30	GB/T28-1988-M16×100	螺栓M16×100	Hex. head bolt M16	2	10.9级
31	JB-FT-CU-16	组合密封垫圈16	Combined seal washer 16	4	
32	JB/T6013-2000-M16×1.5	铰接螺栓M16×1.5	Hinge boltM16×1.5	2	
33	GB/T6170-2000-M12	螺母M12	Nut M12	3	
34	450J.31A.109	右转向节臂	Right steering knuckle arm	1	
35	GB/T93-1987-12	垫圈12	Spring lock washer 12	3	
36	GB/T5782-2000-M12×80	螺栓M12×80	Hex. head bolt M12×80	2	
37	GB/T1099-2003-10×32	键10×32	Spline10×32	2	
38	450J.31A.111	垫块	Block	2	
39	GB/T5783-2000-M8×16	螺栓 M8×16	Hex. head bolt M8×16	8	
40	GB/T93-1987-8	垫圈8	Spring lock washer 8	8	
41	550.31.103	轴承盖	Bear cover	2	
42	550.31.104	轴承盖纸垫	Bearing cover paper pad	2	
43	450.31.105	前轮毂	Front hub	2	
44	GB/T889.2-2000-M14×1.5	螺母M14×1.5	Nut M14×1.5	2	
45	504G3.31.021	拉杆接头总成（右）	Linkage ball joint (Right)	1	
46	GB/T6173-2000-M18×1.5	螺母M18×1.5	Nut M18×1.5	1	
47	450.31.025	内横杆焊合件	In the rail welding	1	
48	450.31.023	前轴右臂焊合件	The front right arm weldment	1	
49	450.31.131	横拉杆紧箍	Steering tie rod hoop	1	

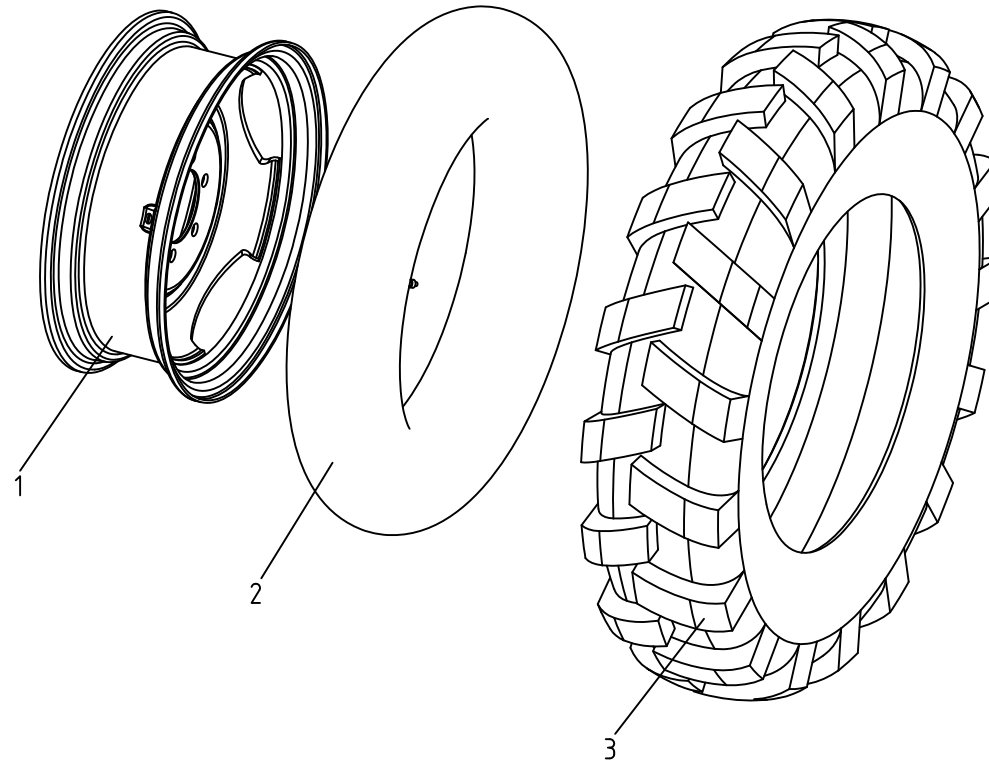
## 8. B 前轴总成 Front Axles

续表

Ser.No.	Part No.	名称及规格	Name & Specifications	Quantity	Remarks
50	GB/T5782-2000-M12×55	螺栓M12×55	Hex. head bolt M12×55	1	
51	450.31.130	横拉杆	Steering tie rod	1	
52	JB/T7940.1-1995-M10×1	油杯M10×1	Grease cup M10×1	7	
53	GB/T5783-2000-M14×45	螺栓M14×45	Hex. head bolt M14×45	4	
54	500G3.31.102	摇摆轴后支座	Rocking shaft rear bearing	1	
55	450.31.110	前轴臂垫圈	The front axle arm washer	6	
56	GB/T5785-2000-M16×1.5×100	螺栓M16×1.5×100	Hex. head bolt M16×1.5×100	6	
57	GB/T6173-2000-M18×1.5(左)	螺母M18×1.5(左)	Nut M18×1.5(left)	1	
58	GB/T6176-2000-M16×1.5	螺母M16×1.5	Nut M16×1.5	6	
59	504G3.31.020	拉杆接头总成(左)	Linkage ball joint (Left)	1	
60	450.31.022	前轴左臂焊合件	The front left arm weldment	1	
61	500G3.31.021	前轴梁焊合件	Axle beam welding	1	
62	450.31.108	立轴防尘盖	Dust cover of upright shaft	2	
63	450J.31A.115	左转向节臂	Left steering knuckle arm	1	
64	450.31.152	螺柱	Double screw bolt	4	
65	GB/T93-1987-14	垫圈14	Spring lock washer 14	14	
66	GB/T6176-2000-M14×1.5	螺母M14×1.5	Nut M14×1.5	4	
67	GB/T5786-2000-M14×1.5×35	螺栓M14×1.5×35	Hex. head bolt M14×1.5×35	6	



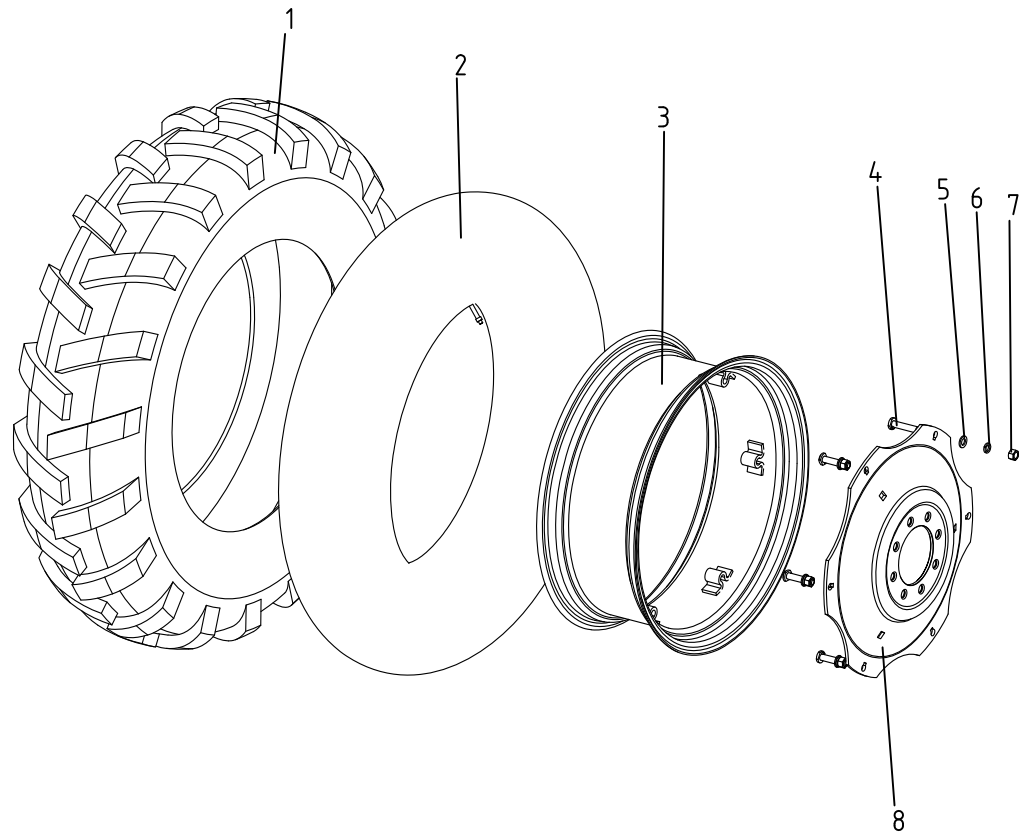
9. A 前驱动轮总成 Front Drive Wheel (8.3-20)  
454J. 32C. 001



### 9. A 前驱动轮总成 Front Wheel

Ser.No.	Part No.	名称及规格	Name & Specifications	Quantity	Remarks
1	454J.32C.011	轮辋总成 (W7×20)	Front wheel rim(W7×20)	1	
2	GB/T2979-1991-8.3-20	8.3-20 内胎	Tube 8.3-20	1	
3	GB/T2979-1991-8.3-20	8.3-20 外胎	Tire 8.3-20	1	

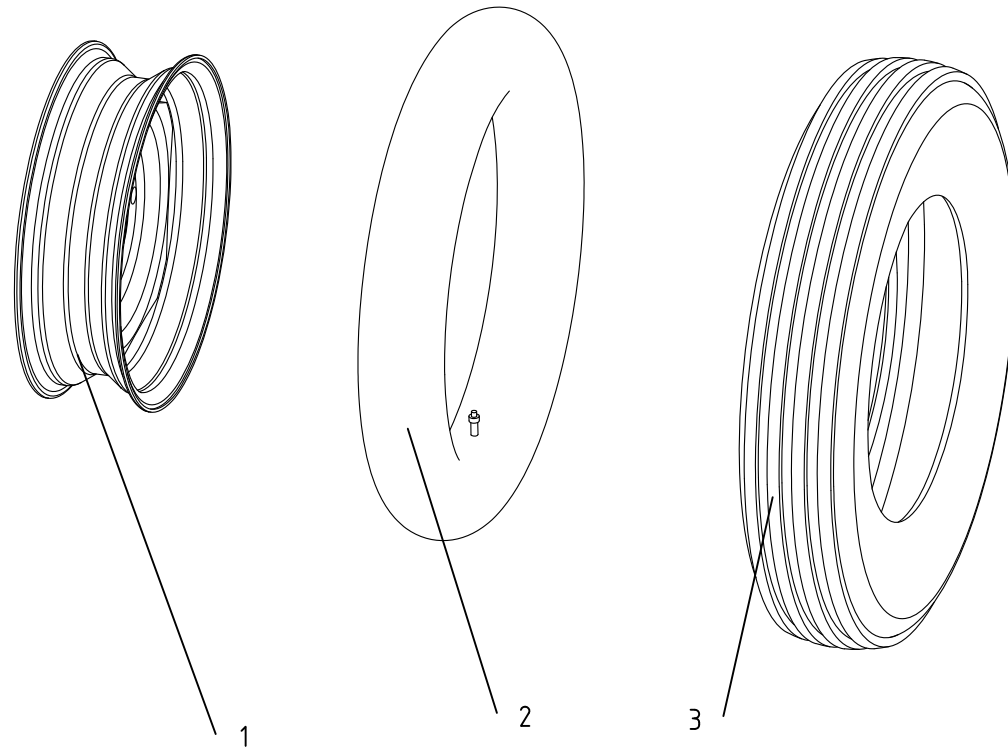
9. B 前驱动轮总成 Front Drive Wheel (9.5-20)  
554G3. 32A. 001



### 9. B 前驱动轮总成 Front Wheel

Ser.No.	Part No.	名称及规格	Name & Specifications	Quantity	Remarks
1	GB/T2979-1991-9.5-20	9.5-20外胎	9.5-20 shoe	1	
2	GB/T2979-1991-9.5-20	9.5-20内胎	9.5-20 inner tube	1	
3	554-2.32.011	轮辋总成(W7×20)	Driving wheel rim (W7×20)	1	
4	GB/T5783-2000	螺栓 M14×70	Hex. head bolt M14×70	4	
5	GB/T97.1-2002-14	垫圈 14	plain washer 14	4	
6	GB/T93-1987-14	垫圈 14	Spring lock washer 14	4	
7	GB/T6170-2000-M14	螺母 M14	Hex. Nut M14	4	
8	554-2.32.101	幅板	Wheel disc	1	

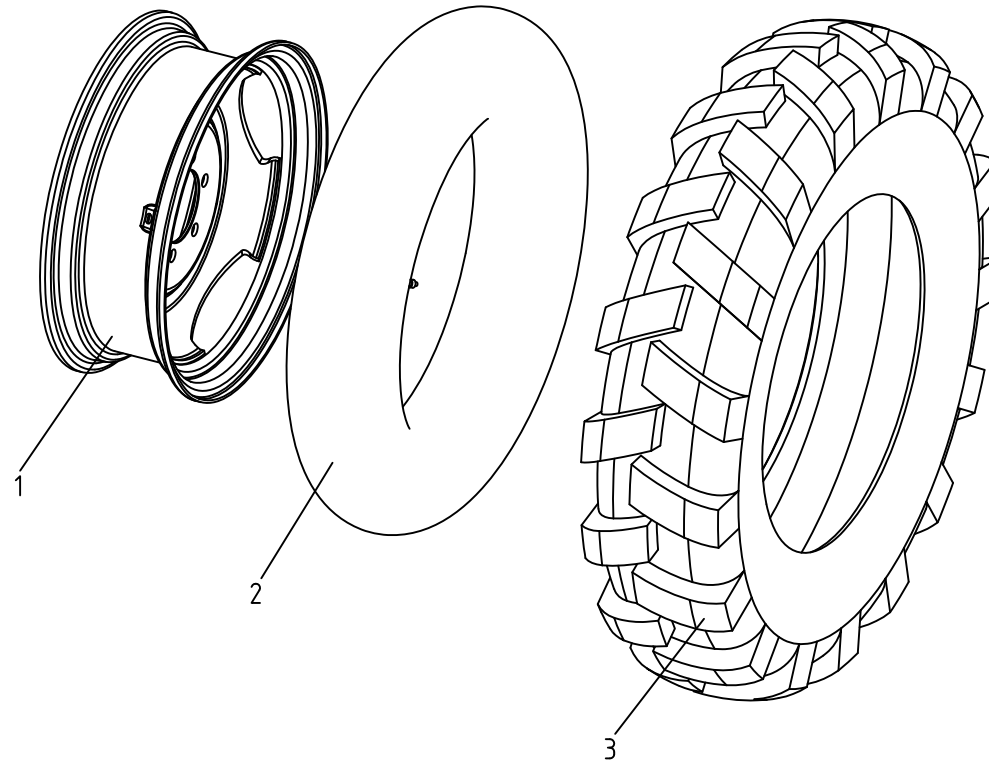
9.C 导向轮总成 Directive Wheel (6.00-16)  
500D.32.001



9.C 导向轮总成 Directive Wheel (6.00-16)

Ser.No.	Part No.	名称及规格	Name & Specifications	Quantity	Remarks
1	450J.32.011	导向轮轮辋总成 (4.00E×16)	Directive wheel rim (4.00E×16)	1×2	
2	GB/T2979-1991-6.00-16	导向轮内胎 6.00-16	Tube 6.00-16	1×2	
3	GB/T2979-1991-6.00-16	导向轮外胎 6.00-16	Tire 6.00-16	1×2	

9.D 前驱动轮总成 Front Drive Wheel (7.50-16)  
504G3.32.001

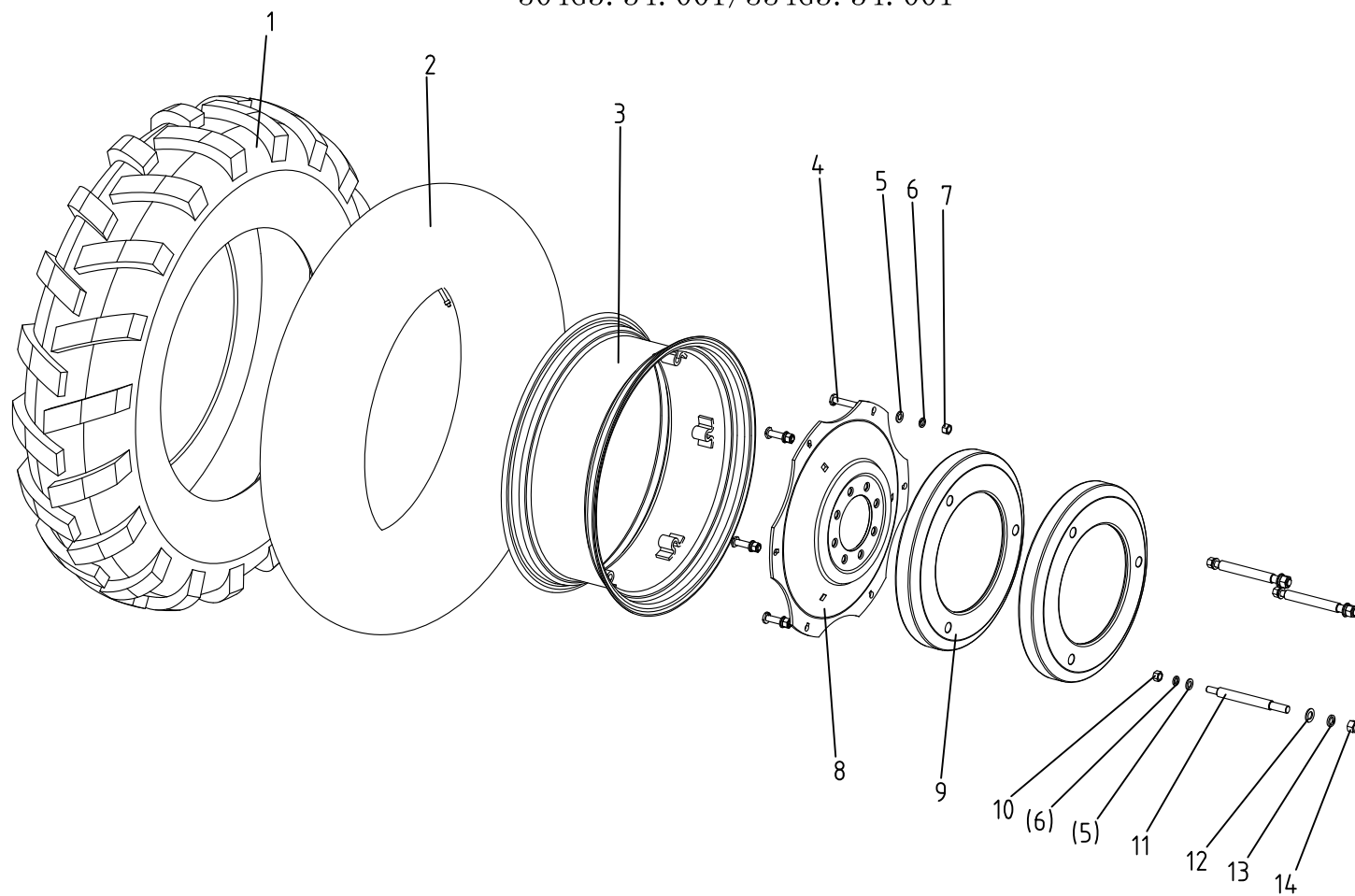


### 9.D 前驱动轮总成 Front Wheel

Ser.No.	Part No.	名称及规格	Name & Specifications	Quantity	Remarks
1	304.32.011	前驱动轮轮辋焊合件	Front wheel rim	1	
2	GB/T2979-2008-7.50-16	7.50-16 内胎	Tube 7.50-16	1	
3	GB/T2979-2008-7.50-16	7.50-16 外胎	Tire 7.50-16	1	



10. A 驱动轮总成  
Drive Wheel  
504G3.34.001/554G3.34.001



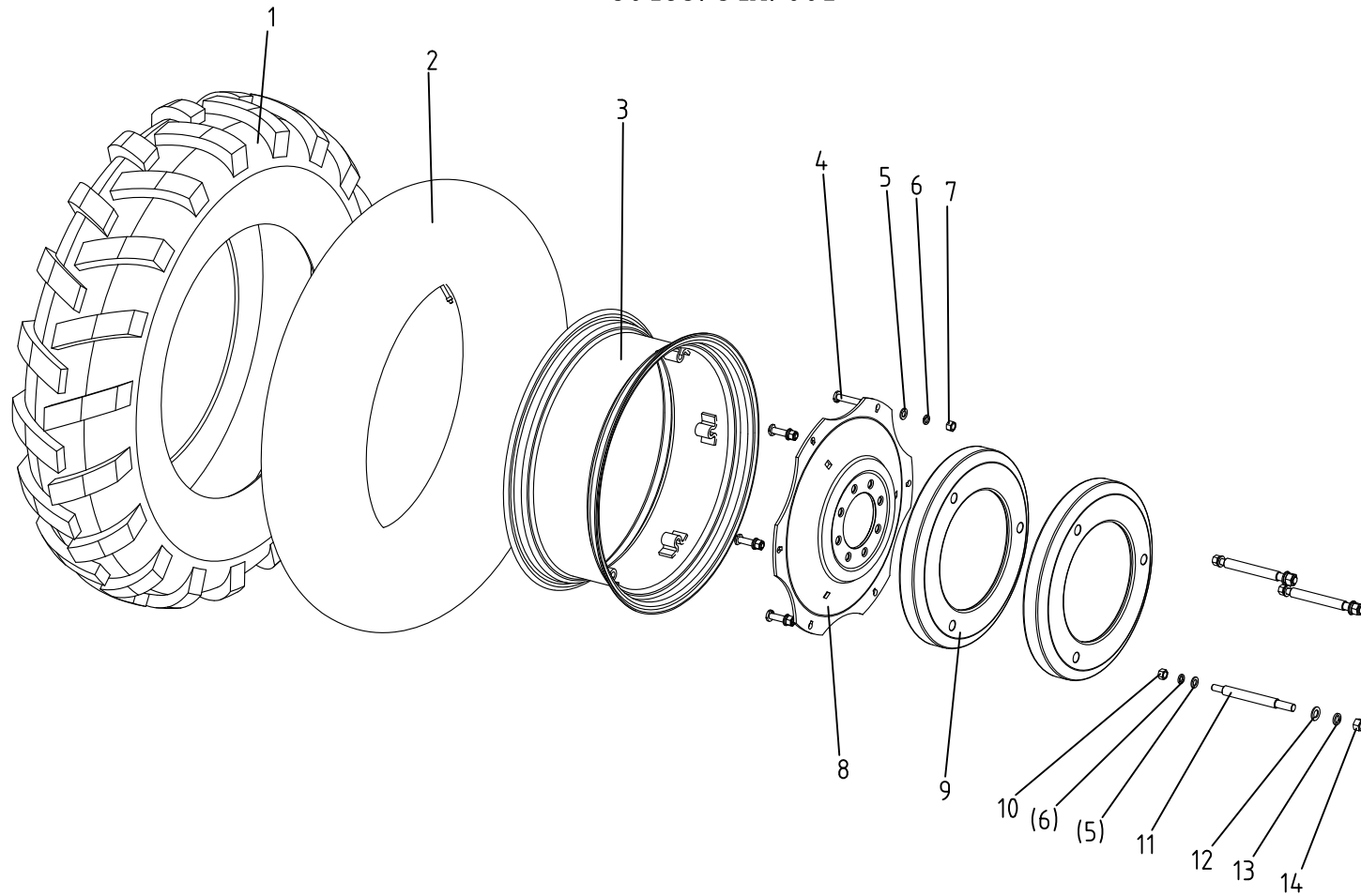
### 10. A 驱动轮总成 Drive Wheel

Ser.No.	Part No.	名称及规格	Name & Specifications	Quantity	Remarks
1	GB/T2979-1991-12.4-28	12.4-28外胎	12.4-28 shoe	1	
	GB/T2979-1991-13.6-28	13.6-28外胎	13.6-28 shoe	1	选装
2	GB/T2979-1991-12.4-28	12.4-28内胎	12.4-28 inner tube	1	
	GB/T2979-1991-13.6-28	13.6-28内胎	13.6-28 inner tube	1	选装
3	504G3.34.011	轮辋总成	Driving wheel rim	1	
4	450.34.101	轮辋螺栓	Attachment bolt	6	
5	GB/T97.1-2002-16	垫圈 16	plain washer 16	9	
6	GB/T93-1987-16	垫圈 16	Spring lock washer 16	9	
7	GB/T6171-2000-M16×1.5	螺母 M16×1.5	Fine thread hex. Nut M16×1.5	6	
8	450.34.104	幅板	Wheel disc	1	
9	450.34.103-1	配重	Rear wheel ballast	2	选装
10	GB/T6170-2000-M16	螺母 M16	Hex. Nut M16	3	
11	600.34.102	配重螺栓	Ballast bolt	3	
12	GB/T97.1-2002-20	垫圈 20	plain washer 20	3	
13	GB/T93-1987-20	垫圈 20	Spring lock washer 20	3	
14	GB/T6170-2000-M20	螺母 M20	Hex. Nut M20	3	

# 10. B 驱动轮总成 (11.2-28)

## Drive Wheel

504G3.34A.001



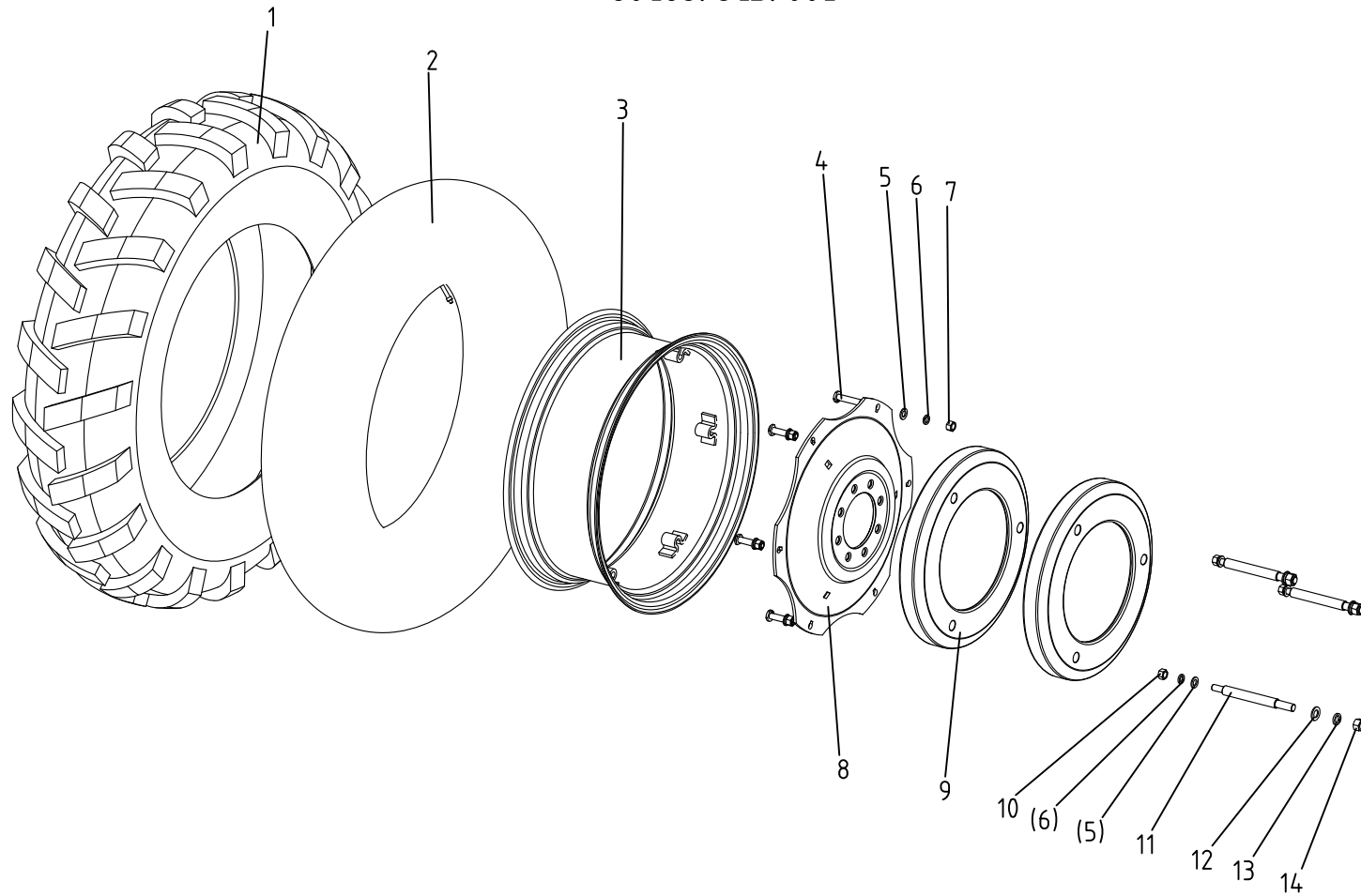
### 10. B 驱动轮总成 Drive Wheel

Ser.No.	Part No.	名称及规格	Name & Specifications	Quantity	Remarks
1	GB/T2979-2008-11.2-28	11.2-28外胎	11.2-28 shoe	1	
2	GB/T2979-2008-11.2-28	11.2-28内胎	11.2-28 inner tube	1	
3	350.34.011	轮辋总成 (W10×28)	Driving wheel rim (W10×28)	1	
4	450.34.101	轮辋螺栓	Attachment bolt	6	
5	GB/T97.1-2002-16	垫圈 16	plain washer 16	9	
6	GB/T93-1987-16	垫圈 16	Spring lock washer 16	9	
7	GB/T6171-2000-M16×1.5	螺母 M16×1.5	Fine thread hex. Nut M16×1.5	6	
8	450.34.104	幅板	Wheel disc	1	
9	450.34.103-1	配重	Rear wheel ballast	2	
10	GB/T6170-2000-M16	螺母 M16	Hex. Nut M16	3	
11	450.34.102	配重螺栓	Ballast bolt	3	
12	GB/T97.1-2002-20	垫圈 20	plain washer 20	3	
13	GB/T93-1987-20	垫圈 20	Spring lock washer 20	3	
14	GB/T6170-2000-M20	螺母 M20	Hex. Nut M20	3	

# 10.C 水田驱动轮总成 (11-28)

## Drive Wheel

504G3.34B.001



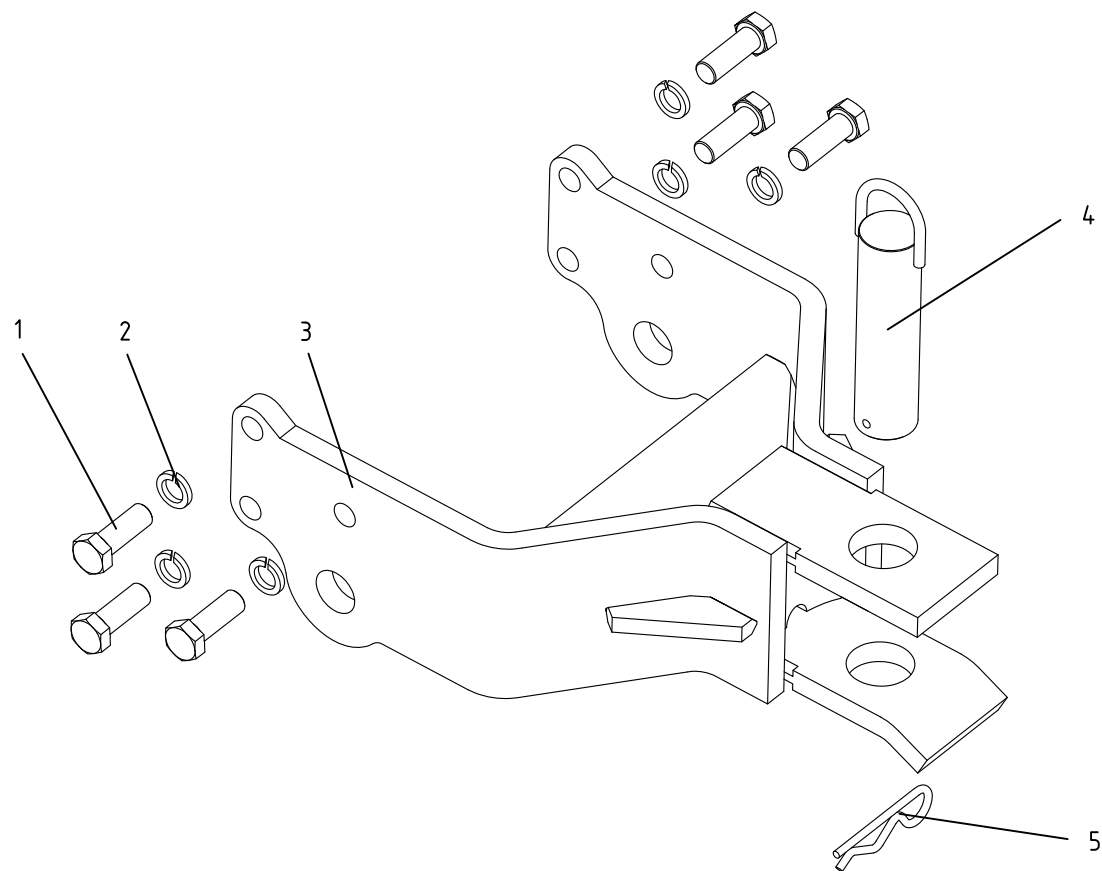
### 10.C 水田驱动轮总成 Drive Wheel

Ser.No.	Part No.	名称及规格	Name & Specifications	Quantity	Remarks
1	GB/T2979-2008-11-28	11-28外胎	11-28 shoe	1	
2	GB/T2979-2008-11-28	11-28内胎	11-28 inner tube	1	
3	504G3.34B.011	轮辋总成 (W10×28)	Driving wheel rim (W10×28)	1	
4	450.34.101	轮辋螺栓	Attachment bolt	6	
5	GB/T97.1-2002-16	垫圈 16	plain washer 16	9	
6	GB/T93-1987-16	垫圈 16	Spring lock washer 16	9	
7	GB/T6171-2000-M16×1.5	螺母 M16×1.5	Fine thread hex. Nut M16×1.5	6	
8	450.34.104	幅板	Wheel disc	1	
9	450.34.103-1	配重	Rear wheel ballast	2	
10	GB/T6170-2000-M16	螺母 M16	Hex. Nut M16	3	
11	450.34.102	配重螺栓	Ballast bolt	3	
12	GB/T97.1-2002-20	垫圈 20	plain washer 20	3	
13	GB/T93-1987-20	垫圈 20	Spring lock washer 20	3	
14	GB/T6170-2000-M20	螺母 M20	Hex. Nut M20	3	

# 11. A 牵引装置总成

## Drawbar

504G3.35A.001

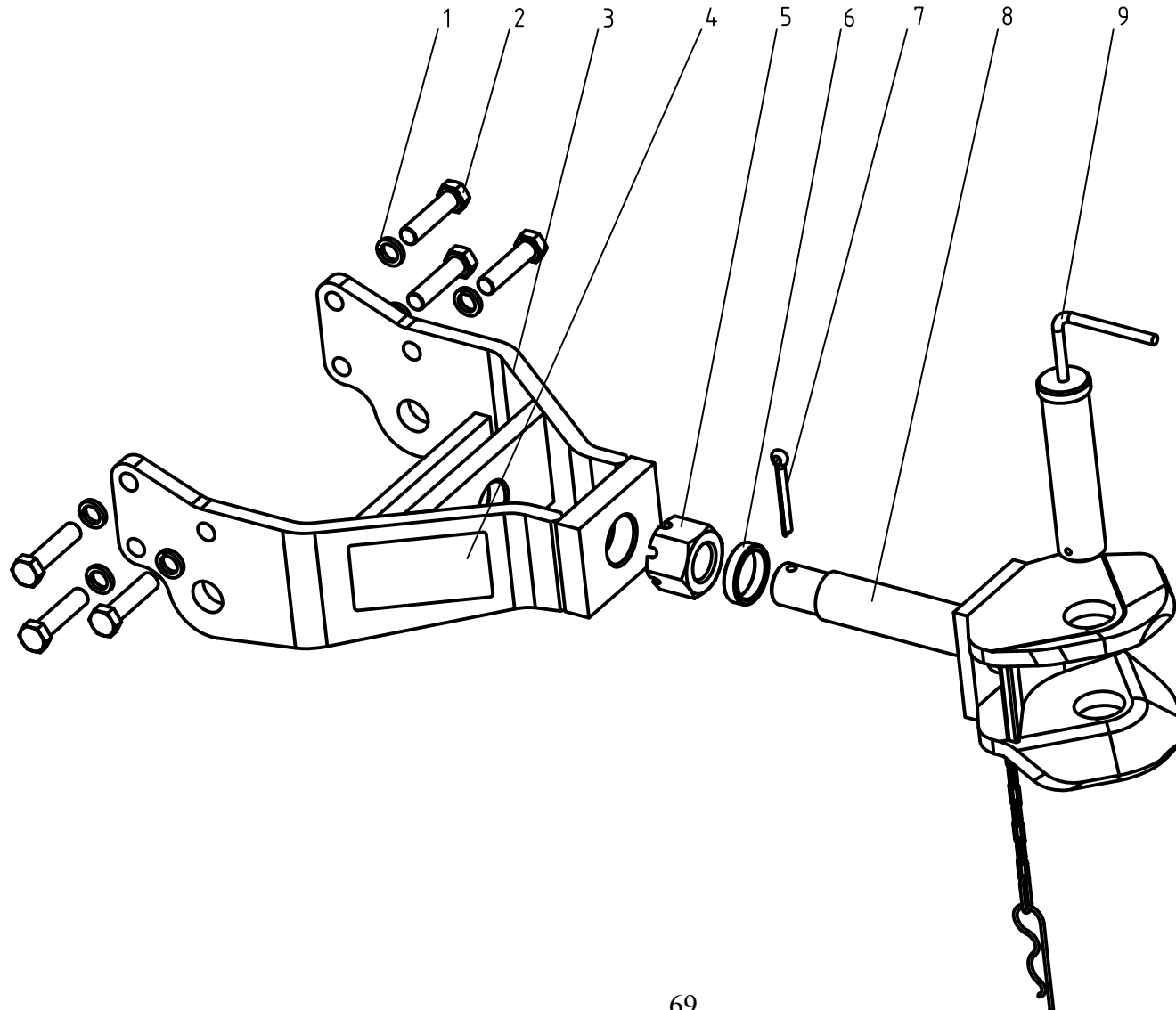


### 11. A 牵引装置总成 Drawbar

Ser.No.	Part No.	名称及规格	Name & Specifications	Quantity	Remarks
1	GB/T 5783-2000-M16×65	螺栓 M16×65	Hex. head bolt M16×65	6	
2	GB/T 93-1987-16	垫圈 16	Spring lock washer 16	6	
3	504G3.35A.011	牵引架焊合件	Drawbar frame	1	
4	450.35.012-1	牵引销焊合件	Hitch pin	1	
5	300.53.102	牵引R销	R-pin	1	



11.B 拖挂装置总成  
Pull-up Installation  
504G3.35B.001



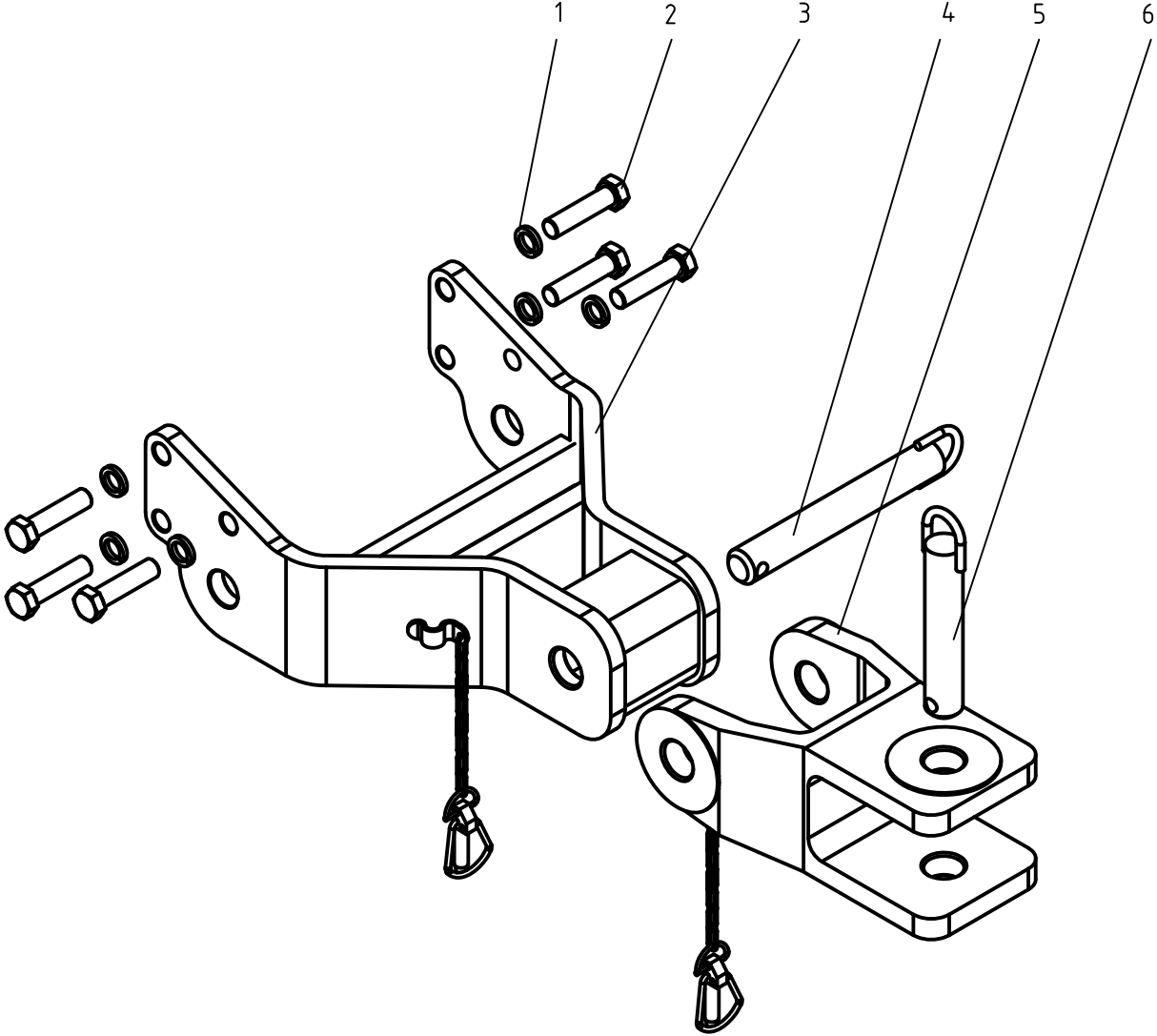
### 11. B 拖挂装置总成 Pull-up Installation

Ser.No.	Part No.	名称及规格	Name & Specifications	Quantity	Remarks
1	GB/T93-1987-16	垫圈 16	Spring lock washer 16	6	
2	GB/T5783-2000-M16×65	螺栓 M16×65	Hex.bolt M16×65	6	
3	504G3.35B.011	固定架焊合件	Fixed yoke weldment	1	
4	504G3.35B.115	拖挂装置E-mark证号标贴	E-mark labeling	1	
5	GB/T6178-2000-M36	螺母 M36	Hexagon slotted nut M16	1	
6	300-6.35B.101	套筒	Sleeve	1	
7	GB/T91-1986-8×60	销 8×60	Split pin 8×60	1	
8	300-6.35B.013	联接架焊合件	Draw bail weldment	1	
9	300-6.35.018	插销焊合件(二)	Bolt weldment	1	

# 11.C 拖挂装置总成

## Pull-up Installation

504G3.35C.001



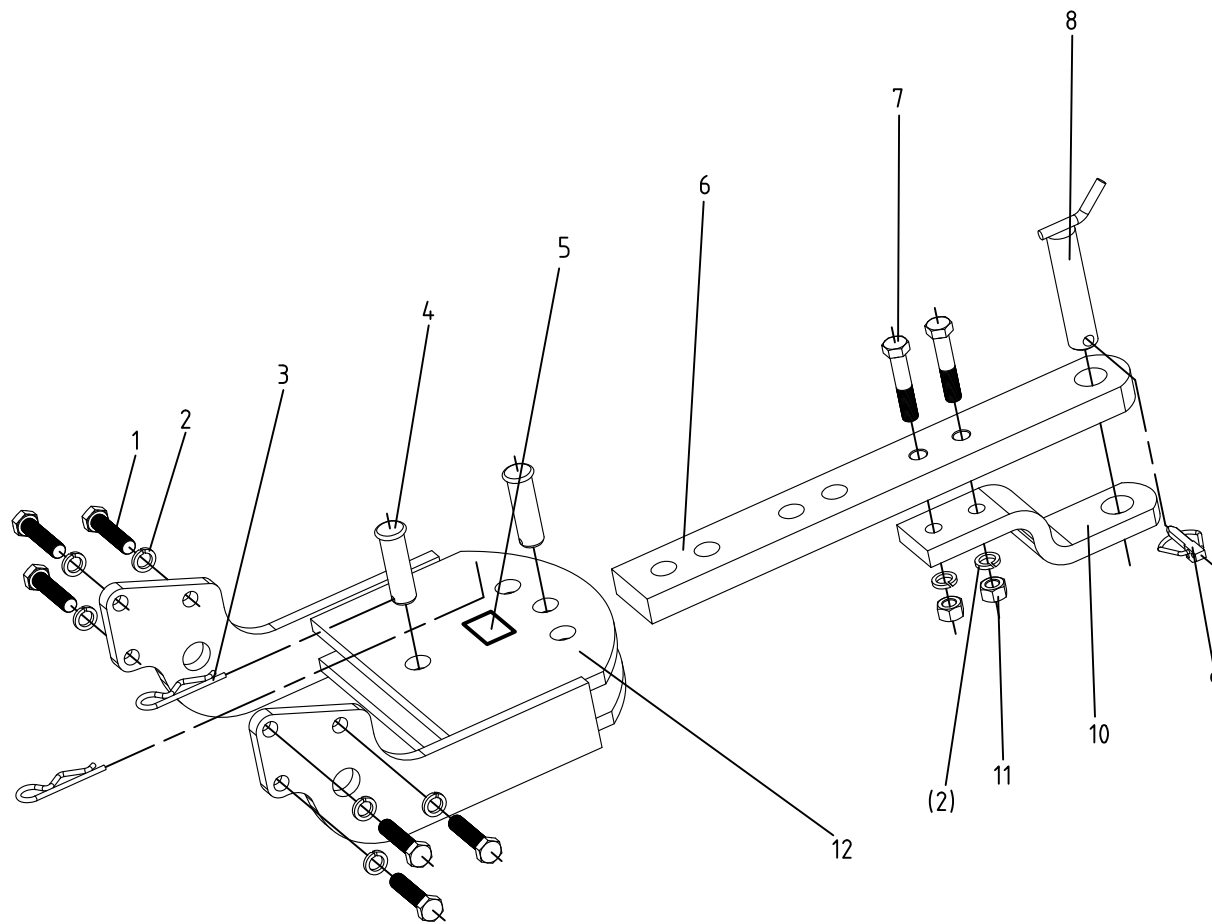
### 11.C 牵引装置总成 Pull-up Installation

Ser.No.	Part No.	名称及规格	Name & Specifications	Quantity	Remarks
1	GB/T93-1987-16	垫圈 16	Spring lock washer 16	6	
2	GB/T5783-2000-M16×65	螺栓 M16×65	Hex.bolt M16×65	6	
3	504G3.35C.011	牵引架焊合件	Fixed yoke weldment	1	
4	200.35B.016	插销焊合件	Bolt weldment	1	
5	450.35B.012	中间联接架焊合件	Intermediate draw bail weldment	1	
6	200.35.012-1	插销焊合件	Bolt weldment	1	

# 11.D 牵引装置总成

## Drawbar

504G3.53.001



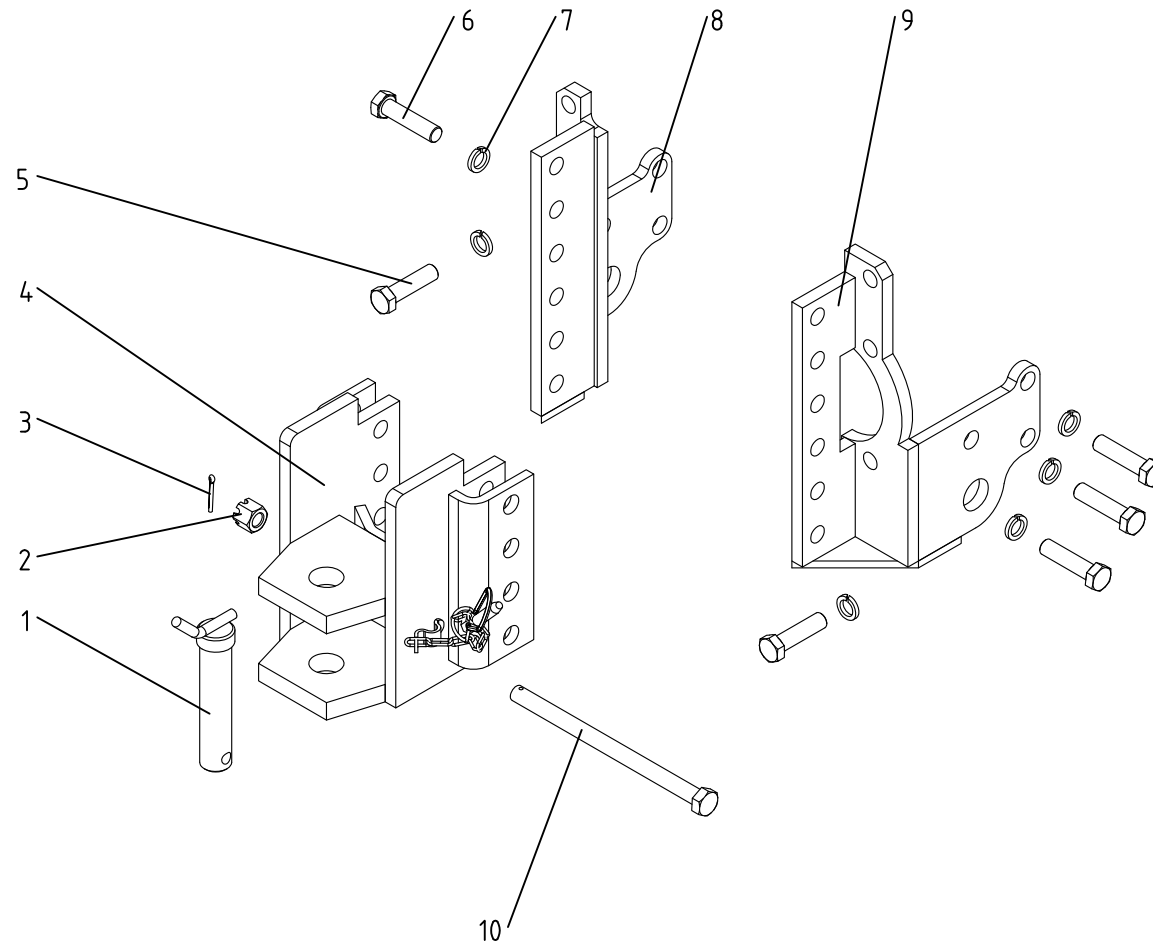
### 11. D 牵引装置总成 Drawbar

Ser.No.	Part No.	名称及规格	Name & Specifications	Quantity	Remarks
1	GB/T5783-2000-M16×65	螺栓 M16×65	Hex.head bolt M14×65	6	8.8
2	GB/T93-1987-12	垫圈 12	Spring washer 12	8	
3	300.53.102	牵引R销	R-pin	2	
4	GB/T882-1986-B25×80	销轴 B25×80	Pin B25x80	2	
5	504G3.53.103	牵引装置E-mark证号标贴	E-mark labeling	1	
6	450.53.103	牵引板	Drawbar rod	1	
7	GB/T5782-2000-M16×75	螺栓 M16×75	Hex.head bolt M16×75	2	8.8
8	300.53.011	销轴焊合件	Hitch pin	1	
9	200.56.011	锁销组合件	Lock pin	1	
10	300.53.104-1	牵引卡	Drawbar clip	1	
11	GB/T6170-2000-M16	螺母 M16	Hex.Nut M16	2	8
12	504G3.53.011	牵引装置焊合件	Drawbar frame	1	

# 11.E 牵引装置总成

## Drawbar

504G3-1.35.001

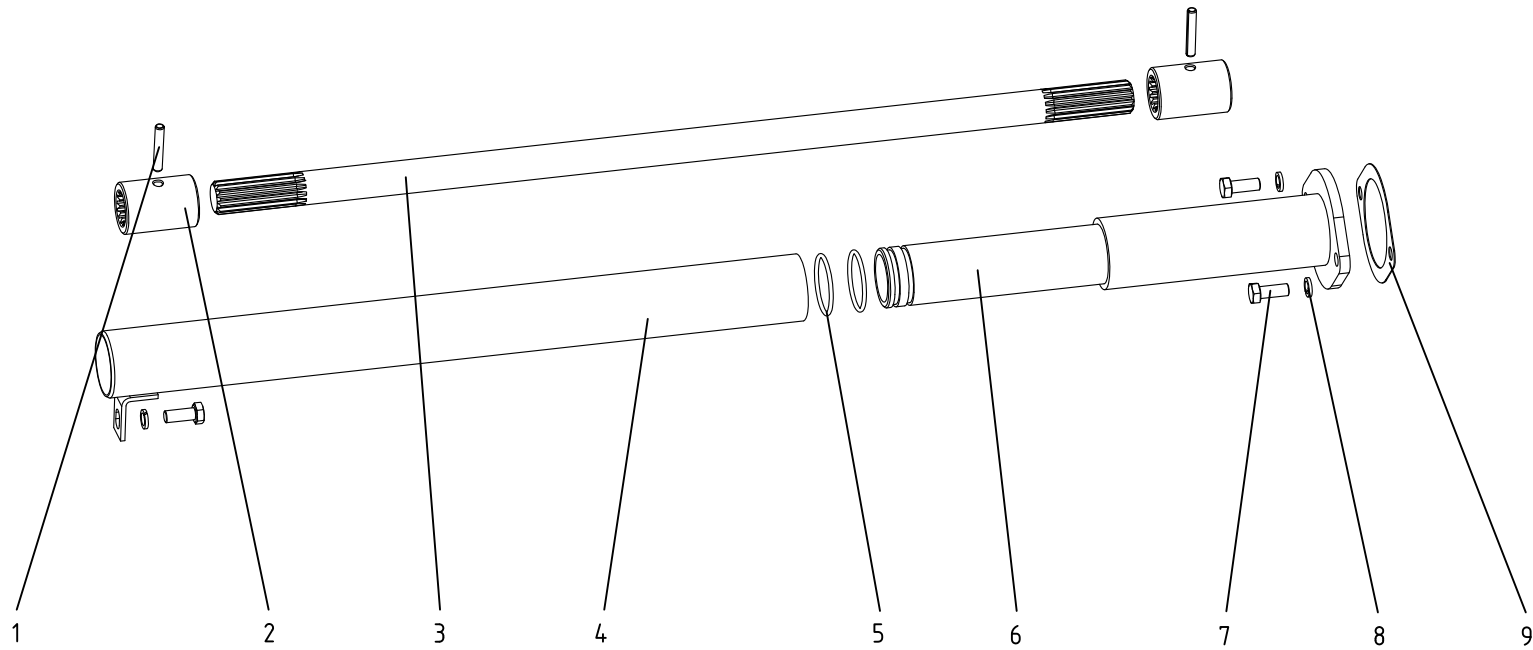


### 11. E 牵引架总成 Drawbar

Ser.No.	Part No.	名称及规格	Name & Specifications	Quantity	Remarks
1	504G3-1.35.014	销轴焊合件	Hitch pin	1	
2	GB/T6178-1986-M16	螺母 M16	Hex.nut M16	2	
3	GB/T91-2000-3.2×18	销 3.2×18	Split pin 3.2×18	2	
4	504G3-1.35.012	后牵引板焊合件	Rear drawbar plank	1	
5	GB/T5783-2000-M16×60	螺栓 M16×60	Hex. head bolt M16×60	6	
6	GB/T5783-2000-M16×65	螺栓 M16×65	Hex. head bolt M16×65	6	
7	GB/T93-1987-16	垫圈 16	Spring lock washer 16	12	
8	504G3-1.35.011	左牵引板焊合件	Left drawbar plank	1	
9	504G3-1.35.013	右牵引板焊合件	Right drawbar plank	1	
10	504G3-1.35.101	螺栓	Hex. head bolt	2	



12 传动轴总成  
Transmission Shaft  
504G3.36.001



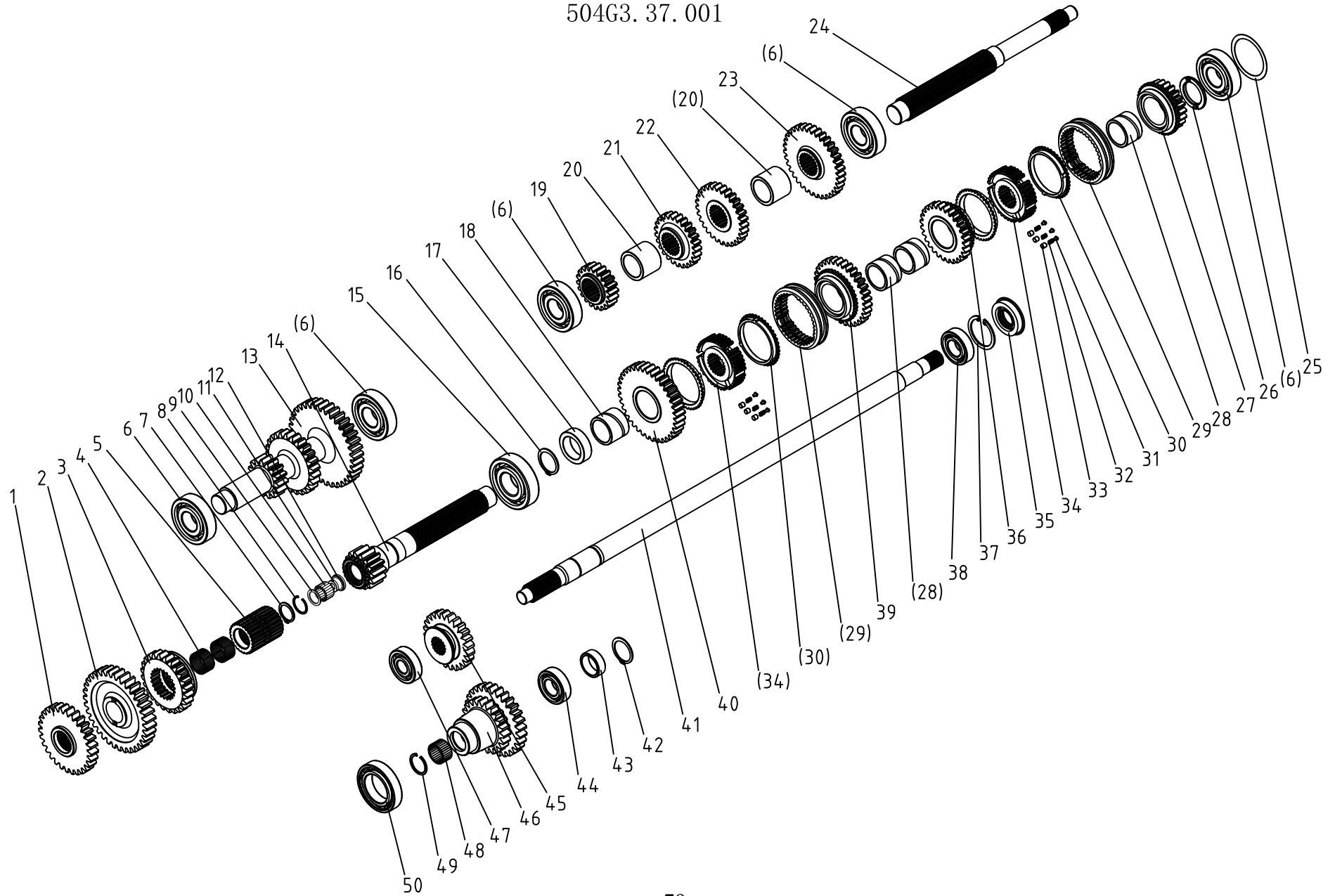
## 12 传动轴总成 Transmission shaft

Ser.No.	Part No.	名称及规格	Name & Specifications	Quantity	Remarks
1	GB/T897.2-2000-6×35	销 6×35	Slotted spring pin 6×35	2	
2	504G3.41.121	花键连接套	Spline connecting	2	
3	504G3.36.101	传动轴	Transmission shaft	1	
4	504G3.36.011	前套管焊合件	Front housing	1	
5	GB/T3452.1-1992-36.5×2.65	O形圈 36.5×2.65	O-ring seal 36.5×2.65	2	
6	504G3.36.012	后套管焊合件	Rear housing	1	
7	GB/T5783-2000-M8×20	螺栓 M8×20	Hex. head bolt M8×20	3	
8	GB/T93-1987-8	垫圈 8	Spring lock washer 8	3	
9	504G3.36.102	纸垫	Paper gasket	1	

# 13. A. 1 变速箱总成(A)

## Gearbox (A)

504G3. 37. 001



### 13. A. 1 变速箱总成 (A) Gearbox (A)

Ser.No.	Part No.	名称及规格	Name & Specifications	Quantity	Remarks
1	504G3.37.118-1	前驱动主动齿轮	Front drive active gear	1	
2	504G3.37.116A	低档被动齿轮	Driven gear,low speed	1	
	504G3.37.116-1	低档被动齿轮	Driven gear,low speed	1	配中置PTO
3	504G3.37.125A	副变速滑动齿轮	Sliding gear,secondary change speed	1	
	504G3.37.125	副变速滑动齿轮	Sliding gear,secondary change speed	1	配中置PTO
4	GB/T5846-1986-K30×35×17	滚针轴承 K30×35×17	Ball bearing K30×35×17	2	
5	504G3.37.126-1	副变速滑动齿轮座	Sliding sleeve seat,secondary change speed	1	
6	GB/T276-1994-6306	轴承 6306	Ball bearing 6306	5	
7	254G3.37.129	轴用卡簧28	Circlip for shaft 28	1	
8	504G3.37.129-1	孔用卡簧32	Circlip for hole 32	1	
9	504G3.37.232	滚针挡圈 (一)	Needle retaining ring (1)	1	
10	504G3.37.233	4.5滚针	Roller pin of 4.5	19	
11	504G3.37.234	保持圈	Retaining ring	1	
12	504G3.37.235	滚针挡圈 (二)	Needle retaining ring (2)	1	
13	504G3.37.114A	副变速中间齿轮轴	Counter-gear-shaft	1	
	504G3.37.114-1	副变速中间齿轮轴	Counter-gear-shaft	1	配中置PTO
14	504G3.37.177	第二轴	2nd shaft	1	
15	GB/T276-1994-6307	轴承 6307	Ball bearing 6307	1	
16	504G3.37.112	挡圈35	Circlip for shaft 35	1	
17	504G3.37.111	隔套	Spacer bush	1	
18	504G3.37.131	长衬套	Long bush	1	
19	504G3.37.109	I 档主动齿轮	Driving gear,1st speed	1	
20	504G3.37.106	主变速输入轴隔套	Spacer bush	2	
21	504G3.37.108	II 档主动齿轮	Driving gear,2nd speed	1	
22	504G3.37.107	III 档主动齿轮	Driving gear,3rd speed	1	

### 13. A. 1 变速箱总成 (A) Gearbox (A)

续表

Ser.No.	Part No.	名称及规格	Name & Specifications	Quantity	Remarks
23	504G3.37.105	IV档主动齿轮	Driving gear,4th speed	1	
24	504G3.37.104A	主变速输入轴	Input shaft,main change speed	1	不带爬行档
	504G3.37.104	主变速输入轴	Input shaft,main change speed	1	带爬行档
25	504G3.37.145	调整垫片	Adjust shims	demand	按需
26	504G3.37.142	隔圈	Spacing ring	1	
27	504G3.37.138	IV档被动齿轮	Driven gear,4th speed	1	
28	504G3.37.141	衬套	Bush	3	
29	550-1.37A.112	同步器齿套	Hub sleeve	2	
30	550-1.37A.114	同步环	Cone ring	4	
31	550-1.37A.116	托架	Bracket	6	
32	550-1.37A.115	弹簧	Spring	6	
33	550-1.37A.117	止销	Pin	6	
34	504G3.37.136	同步器齿毂	Hub gear	2	
35	254G3.41.124	密封圈FB25×52×9	Oil seal FB25×52×9	1	
36	504G3.37.135	III档被动齿轮	Driven gear,3rd speed	1	
37	GB/T893.1-1986-52	挡圈 52	Circlip for hole 52	1	
38	GB/T276-1994-6205	轴承 6205	Ball bearing 6205	1	
39	504G3.37.134	II档被动齿轮	Driven gear,2nd speed	1	
40	504G3.37.132	I档被动齿轮	Driven gear,1st speed	1	
41	504G3.37.148	前驱动轴	Front wheel driving shaft	1	
42	504G3.63.102	轴用挡圈 30	Circlip for shaft 30	1	配中置PTO
43	504G3.37.124A	隔套	Spacer bush	1	
	504G3.37.124	隔套	Spacer bush	1	配中置PTO
44	GB/T283-1994-NJ205E	轴承 NJ205E	Ball bearing NJ205E	1	

13. A. 1 变速箱总成 (A) Gearbox (A)

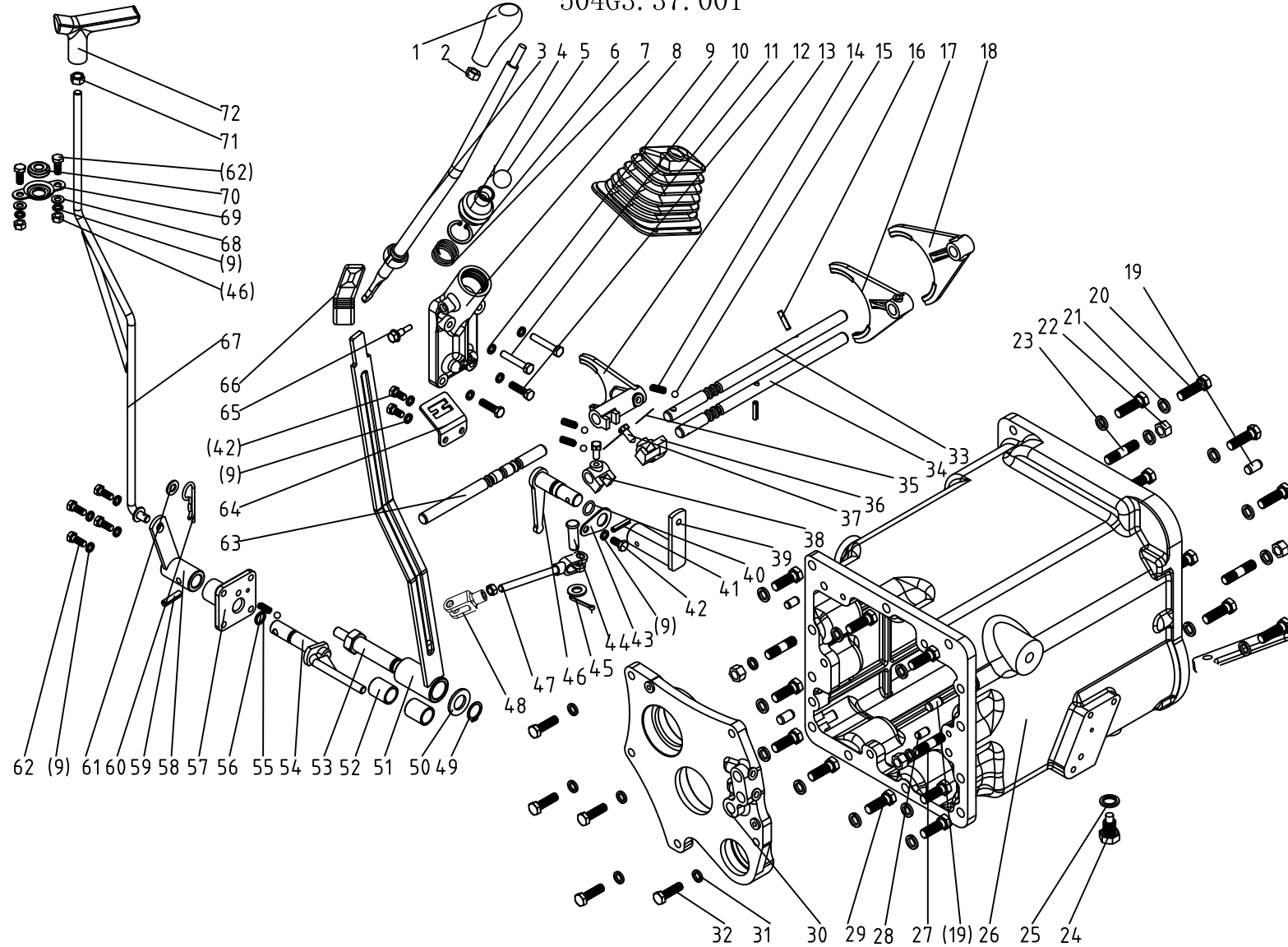
续表

Ser.No.	Part No.	名称及规格	Name & Specifications	Quantity	Remarks
45	504G3.37.122	前驱动被动齿轮	Front wheel driven shaft	1	
46	504G3.37.120	前驱动中间双联齿轮	Doublegear block	1	
47	GB/T276-1994-6304	轴承 6304	Ball bearing 6304	1	
48	GB/T5846-1986-K25×31×17	滚针轴承 K25×31×17	Ball bearing K25×31×17	1	
49	504G3.37.121	孔用卡簧31	Circlip for hole 31	1	
50	GB/T276-1994-6009	轴承6009	Ball bearing 6009	1	

# 13. A. 2 变速箱总成 (B)

## Gearbox (B)

504G3. 37. 001



### 13. A. 2 变速箱总成 (B) Gearbox (B)

Ser.No.	Part No.	名称及规格	Name & Specifications	Quantity	Remarks
1	504G3.37.157	主变速换挡杆手柄总成	Gear-shift hand lever,main change speed	1	
2	GB/T6170-2000-M10	螺母 M10	Nut M10	1	
3	504G3.37.012	主变速操纵杆焊合件	Gear shift lever,main change speed	1	
4	254G3.37.152	防尘罩	Dust boot	1	
5	GB/T3083-1982-Zd1.5×200	镀锌钢丝 Zd1.5×200	Galvanized Steel Wire Zd1.5×200	1	
6	GB/T893.1-1986-34	挡圈 34	Circlip for hole 34	1	
7	254G3.37.151	变速杆弹簧	Spring	1	
8	504G3.37.153	主变速座	Seat,main change speed	1	
9	GB/T93-1987-8	垫圈 8	Spring lock washer 8	13	
10	GB/T5783-2000-M8×45	螺栓 M8×45	Hex. head bolt M8×45	2	
11	504G3.37.175	换挡杆橡胶套	Rubber Parts,Gear-shift lever	1	
12	GB/T5783-2000-M8×30	螺栓 M8×30	Hex. head bolt M8×30	2	
13	504G3.37.115	副变速拨叉	Shift fork,secondary change speed	1	
14	254G3.37.163	定位弹簧	Positioning spring	3	
15	GB/T308-2002-8	钢球 8	Steel ball 8	3	
16	GB/T879.4-2000-6×28	销 6×28	Pin 6×28	2	
17	504G3.37.149	III-IV档拨叉	Shift fork,3rd-4th speed	1	
18	504G3.37.133	I - II档拨叉	Shift fork,1st-2nd speed	1	
19	GB/T119-2000-B12×20	销 B12×20	Round pin B 12×20	4	
20	GB/T5783-2000-M12×40	螺栓 M12×40	Hex. head bolt M12×40	9	8.8
21	GB/T93-1987-12	垫圈 12	Spring lock washer 12	22	
22	GB/T6170-2000-M12	螺母 M12	Nut M12	4	
23	GB/T899-1988-AG M12×35	双头螺柱 AG M12×35	Studs AG M12×35	2	8.8
24	200.38.024	放油螺塞总成	Oil drain plug	1	
25	JB-FT-CU-16	组合密封铜垫圈16	Copper washer 16	1	



### 13. A. 2 变速箱总成 (B) Gearbox (B)

续表

Ser.No.	Part No.	名称及规格	Name & Specifications	Quantity	Remarks
26	504G3.37.101	变速箱体	Gearbox housing	1	
27	GB/T899-1988-AG M12×30	双头螺柱 AG M12×30	Studs AG M12×30	2	
28	GB/T119-2000-B10×20	销 B10×20	Round pin B 10×20	2	8.8
29	GB/T5783-2000- M12×35	螺栓 M12×35	Hex. head bolt M12×35	9	
30	504G3.37.110	变速箱后隔板	After gearbox partition	1	
31	GB/T93-1987-10	垫圈 10	Spring lock washer 10	5	
32	GB/T5783-2000-M10×35	螺栓 M10×35	Hex. head bolt M10×35	5	8.8
33	504G3.37.155	I - II 档拨叉轴	Shift fork shaft,1st-2nd speed	1	
34	504G3.37.156	III-IV档拨叉轴	Shift fork shaft,3rd-4th speed	1	
35	GB/T3083-1982-Zd1.4×350	镀锌钢丝 Zd1.4×350	Galvanized Steel Wire Zd1.4×350	2	
36	504G3.37.150	III-IV档拨头	Shift fork head,3rd-4th speed	1	
37	254G3.37.146	紧定螺钉	Set screw	2	
38	504G3.37.102	I - II 档拨叉头	Shift fork head,1st-2nd speed	1	
39	504G3.37.016-2	副变速摇臂焊接件	Rocker arm,secondary change speed	1	
40	GB/T3452.1-1992-15×2.65	O形圈 15×2.65	O-ring seal 15×2.65	1	
41	GB/T879.4-2000-6×30	销 6×30	Pin 6×30	1	
42	GB/T5783-2000-M8×16	螺栓 M8×16	Hex. head bolt M8×16	3	
43	504G3.37.168	挡板	Baffle	1	
44	GB/T882-1986-B10×30	销轴 B10×30	Clevis pin with head B10×30	2	
45	GB/T91-2000-3.2×25	销 3.2×25	Split pin 3.2×25	2	
46	504G3.37.015	副变速拨杆焊接件	Driving lever,secondary change speed	1	
47	504G3.37.090	拉杆焊合件	Pull rod weldment	1	
48	254G2.43.102	拉杆叉	Rod clevis	1	
49	GB/T894.1-1986-20	挡圈 20	Circlip for shaft 20	1	

### 13. A. 2 变速箱总成 (B) Gearbox (B)

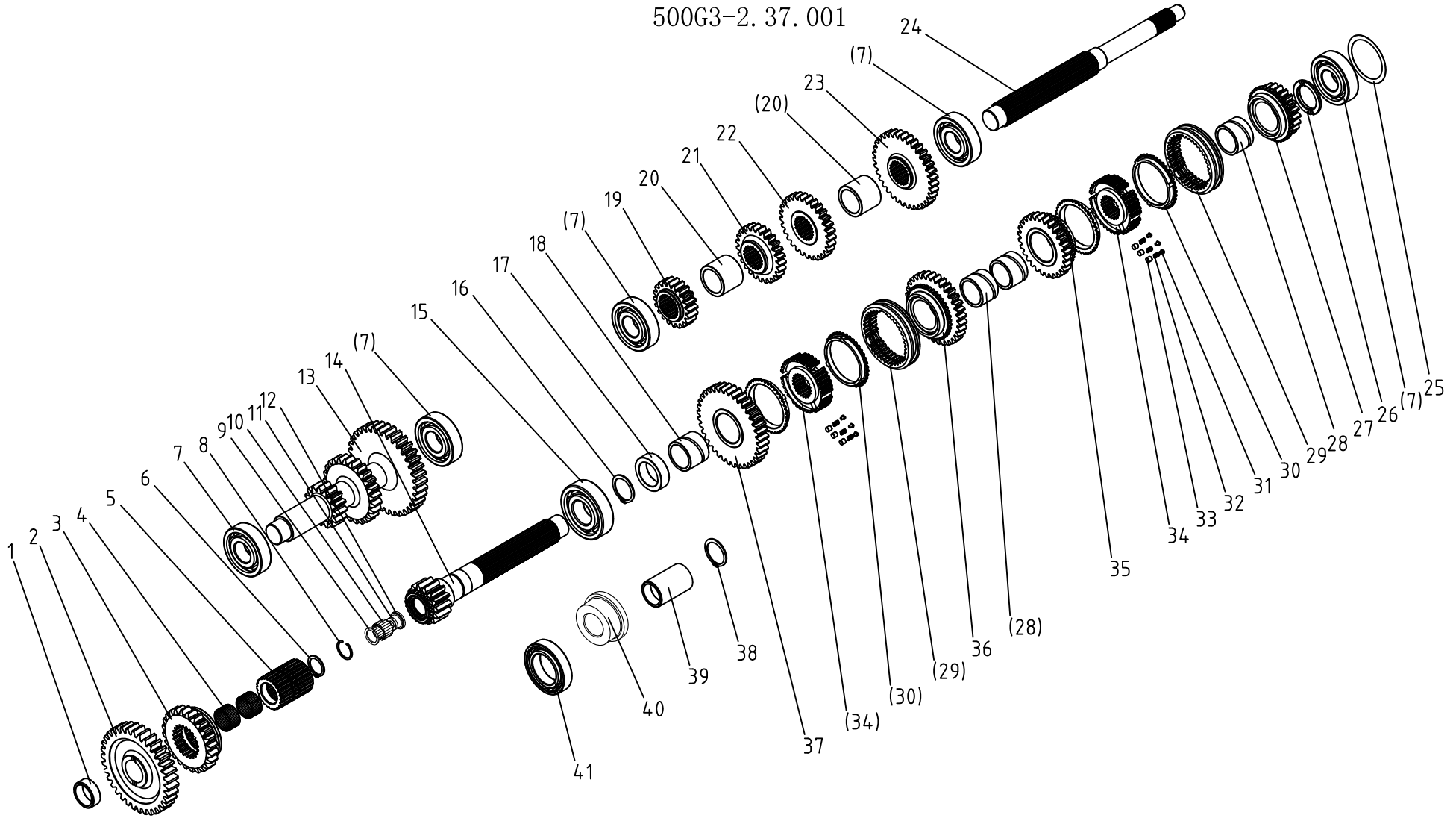
续表

Ser.No.	Part No.	名称及规格	Name & Specifications	Quantity	Remarks
50	GB/T97.1-2002-20	垫圈 20	Washer 20	1	
51	504G3.37.025	副变速操纵杆焊接件	Control lever,secondary change speed	1	
52	504G3.43.115	衬套 (2030)	Bush	2	
53	504G3.37.154	副变速操纵支座	Support,secondary change speed	1	
54	504G3.37.018	前驱动拨头焊接件	Shifting block,Front wheel drive	1	
55	GB/T3452.1-1992-13.2×2.65	O形圈 13.2×2.65	O-ring seal 13.2×2.65	1	
56	504G3.37.171	前驱动定位弹簧	Positioning spring,Front wheel drive	1	
57	504G3.37.172	前驱动操纵座	Spring support,Front wheel drive	1	
58	504G3.37.020	前驱动摇臂焊接件	Rocker arm,Front wheel drive	1	
59	GB/T879.4-2000-8×30	销 8×30	Pin 8×30	1	
60	GB/T4329-2001-2.8×45	R销 2.8×45	R pin 2.8×45	1	
61	GB/T97.1-2002-10	垫圈 10	Washer 10	1	
62	GB/T5783-2000-M8×20	螺栓 M8×20	Hex. head bolt M8×20	6	
63	504G3.37.165	副变速拨叉轴	Shift fork shaft,secondary change speed	1	
64	504G3.37.151	主变速导向互锁板	Oriented interlock board,main change speed	1	
65	254G3.37.160	主变速紧定螺钉	Set screw,main change speed	1	
66	504G3.37.169	副变速操纵手柄	Control handle,secondary change speed	1	
67	504G3.37.021-1	前驱动操纵杆焊接件	Control lever,Front wheel drive	1	
68	GB/T97.1-2002-8	垫圈 8	Washer 8	2	
69	454.42.111	限位圈锁紧板	Locking plate	1	
70	454.42.110	限位圈	Limit circle	1	
71	GB/T6171-2000-M10×1	螺母 M10×1	Nut M10×1	1	
72	504G3.37.011	前驱动操纵手柄	Control handle,Front wheel drive	1	

# 13. B. 1 变速箱总成 (A)

## Gearbox (A)

500G3-2. 37. 001



### 13. B. 1 变速箱总成 (A) Gearbox (A)

Ser.No.	Part No.	名称及规格	Name & Specifications	Quantity	Remarks
1	500G3-2.37.118	隔套	Spacer bush	1	
2	504G3.37.116A	低档被动齿轮	Driven gear,low speed	1	
3	504G3.37.125A	副变速滑动齿轮	Sliding gear,secondary change speed	1	
4	GB/T5846-1986-K30×35×17	滚针轴承 K30×35×17	Ball bearing K30×35×17	2	
5	504G3.37.126-1	副变速滑动齿轮座	Sliding sleeve seat,secondary change speed	1	
6	254G3.37.129	轴用卡簧28	Circlip for shaft 28	1	
7	GB/T276-1994-6306	轴承 6306	Ball bearing 6306	5	
8	504G3.37.129-1	孔用卡簧32	Circlip for hole 32	1	
9	504G3.37.232	滚针挡圈 (一)	Needle retaining ring (1)	1	
10	504G3.37.233	4.5滚针	Roller pin of 4.5	19	
11	504G3.37.234	保持圈	Retaining ring	1	
12	504G3.37.235	滚针挡圈 (二)	Needle retaining ring (2)	1	
13	504G3.37.114A	副变速中间齿轮轴	Counter-gear-shaft	1	
14	504G3.37.177	第二轴	2nd shaft	1	
15	GB/T276-1994-6307	轴承 6307	Ball bearing 6307	1	
16	504G3.37.112	挡圈35	Circlip for shaft 35	1	
17	504G3.37.111	隔套	Spacer bush	1	
18	504G3.37.131	长衬套	Long bush	1	
19	504G3.37.109	I 档主动齿轮	Driving gear,1st speed	1	
20	504G3.37.106	主变速输入轴隔套	Spacer bush	2	
21	504G3.37.108	II 档主动齿轮	Driving gear,2nd speed	1	
22	504G3.37.107	III 档主动齿轮	Driving gear,3rd speed	1	

### 13. B. 1 变速箱总成 (A) Gearbox (A)

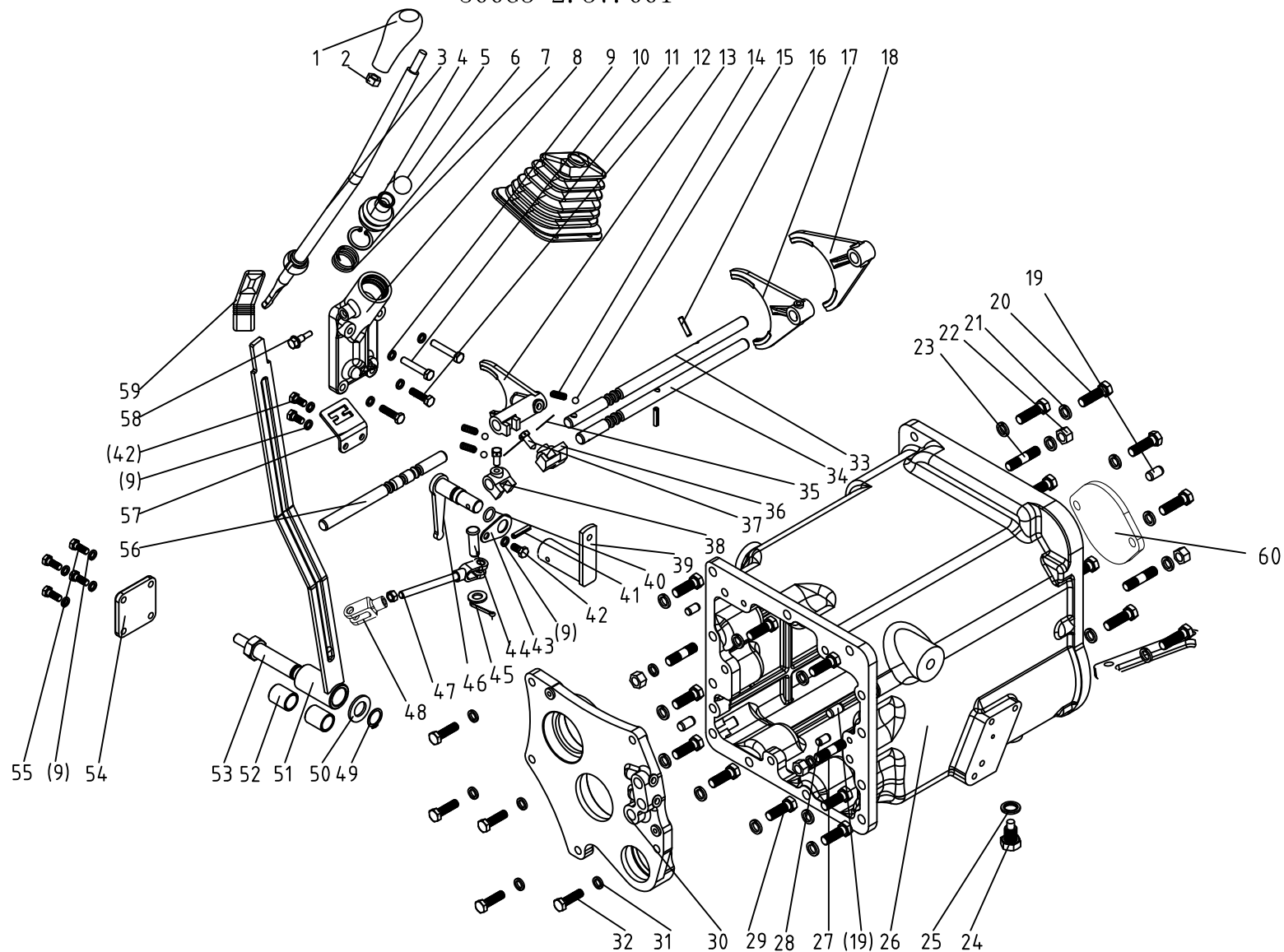
续表

Ser.No.	Part No.	名称及规格	Name & Specifications	Quantity	Remarks
23	504G3.37.105	IV档主动齿轮	Driving gear,4th speed	1	
24	504G3.37.104A	主变速输入轴	Input shaft,main change speed	1	504G3.29A.001
	504G3.37.104	主变速输入轴	Input shaft,main change speed	1	504G3.29.001
25	504G3.37.145	调整垫片	Adjust shims	demand	按需
26	504G3.37.142	隔圈	Spacing ring	1	
27	504G3.37.138	IV档被动齿轮	Driven gear,4th speed	1	
28	504G3.37.141	衬套	Bush	3	
29	550-1.37A.112	同步器齿套	Hub sleeve	2	
30	550-1.37A.114	同步环	Cone ring	4	
31	550-1.37A.116	托架	Bracket	6	
32	550-1.37A.115	弹簧	Spring	6	
33	550-1.37A.117	止销	Pin	6	
34	504G3.37.136	同步器齿毂	Hub gear	2	
35	504G3.37.135	III档被动齿轮	Driven gear,3rd speed	1	
36	504G3.37.134	II档被动齿轮	Driven gear,2nd speed	1	
37	504G3.37.132	I档被动齿轮	Driven gear,1st speed	1	
38	504G3.63.102	轴用挡圈 30	Circlip for shaft 30	1	
39	500G3-2.37.111	隔套 (二)	Spacer bush	1	
40	500G3-2.37.112	轴承座	Bearing seat	1	
41	GB/T276-1994-6009	轴承6009	Ball bearing 6009	1	

# 13. B. 2 变速箱总成 (B)

## Gearbox (B)

500G3-2. 37. 001



### 13. B. 2 变速箱总成 (B) Gearbox (B)

Ser.No.	Part No.	名称及规格	Name & Specifications	Quantity	Remarks
1	504G3.37.157	主变速换挡杆手柄总成	Gear-shift hand lever,main change speed	1	
2	GB/T6170-2000-M10	螺母 M10	Nut M10	1	
3	504G3.37.012	主变速操纵杆焊合件	Gear shift lever,main change speed	1	
4	254G3.37.152	防尘罩	Dust boot	1	
5	GB/T3083-1982-Zd1.5×200	镀锌钢丝 Zd1.5×200	Galvanized Steel Wire Zd1.5×200	1	
6	GB/T893.1-1986-34	挡圈 34	Circlip for hole 34	1	
7	254G3.37.151	变速杆弹簧	Spring	1	
8	504G3.37.153	主变速座	Seat,main change speed	1	
9	GB/T93-1987-8	垫圈 8	Spring lock washer 8	13	
10	GB/T5783-2000-M8×45	螺栓 M8×45	Hex. head bolt M8×45	2	
11	504G3.37.175	换挡杆橡胶套	Rubber Parts,Gear-shift lever	1	
12	GB/T5783-2000-M8×30	螺栓 M8×30	Hex. head bolt M8×30	2	
13	504G3.37.115	副变速拨叉	Shift fork,secondary change speed	1	
14	254G3.37.163	定位弹簧	Positioning spring	3	
15	GB/T308-2002-8	钢球 8	Steel ball 8	3	
16	GB/T879.4-2000-6×28	销 6×28	Pin 6×28	2	
17	504G3.37.149	III-IV档拨叉	Shift fork,3rd-4th speed	1	
18	504G3.37.133	I - II档拨叉	Shift fork,1st-2nd speed	1	
19	GB/T119-2000-B12×20	销 B12×20	Round pin B 12×20	4	
20	GB/T5783-2000-M12×40	螺栓 M12×40	Hex. head bolt M12×40	9	8.8
21	GB/T93-1987-12	垫圈 12	Spring lock washer 12	22	
22	GB/T6170-2000-M12	螺母 M12	Nut M12	4	
23	GB/T899-1988-AG M12×35	双头螺柱 AG M12×35	Studs AG M12×35	2	8.8
24	200.38.024	放油螺塞总成	Oil drain plug	1	
25	JB-FT-CU-16	组合密封铜垫圈16	Copper washer 16	1	

### 13. B. 2 变速箱总成 (B) Gearbox (B)

续表

Ser.No.	Part No.	名称及规格	Name & Specifications	Quantity	Remarks
26	504G3.37.101	变速箱体	Gearbox housing	1	
27	GB/T899-1988-AG M12×30	双头螺柱 AG M12×30	Studs AG M12×30	2	
28	GB/T119-2000-B10×20	销 B10×20	Round pin B 10×20	2	8.8
29	GB/T5783-2000- M12×35	螺栓 M12×35	Hex. head bolt M12×35	9	
30	504G3.37.110	变速箱后隔板	After gearbox partition	1	
31	GB/T93-1987-10	垫圈 10	Spring lock washer 10	5	
32	GB/T5783-2000-M10×35	螺栓 M10×35	Hex. head bolt M10×35	5	8.8
33	504G3.37.155	I - II 档拨叉轴	Shift fork shaft,1st-2nd speed	1	
34	504G3.37.156	III-IV 档拨叉轴	Shift fork shaft,3rd-4th speed	1	
35	GB/T3083-1982-Zd1.4×350	镀锌钢丝 Zd1.4×350	Galvanized Steel Wire Zd1.4×350	2	
36	504G3.37.150	III-IV 档拨头	Shift fork head,3rd-4th speed	1	
37	254G3.37.146	紧定螺钉	Set screw	2	
38	504G3.37.102	I - II 档拨叉头	Shift fork head,1st-2nd speed	1	
39	504G3.37.016-2	副变速摇臂焊接件	Rocker arm,secondary change speed	1	
40	GB/T3452.1-1992-15×2.65	O形圈 15×2.65	O-ring seal 15×2.65	1	
41	GB/T879.4-2000-6×30	销 6×30	Pin 6×30	1	
42	GB/T5783-2000-M8×16	螺栓 M8×16	Hex. head bolt M8×16	3	
43	504G3.37.168	挡板	Baffle	1	
44	GB/T882-1986-B10×30	销轴 B10×30	Clevis pin with head B10×30	2	
45	GB/T91-2000-3.2×25	销 3.2×25	Split pin 3.2×25	2	
46	504G3.37.015	副变速拨杆焊接件	Driving lever,secondary change speed	1	
47	504G3.37.090	拉杆焊合件	Pull rod weldment	1	
48	254G2.43.102	拉杆叉	Rod clevis	1	
49	GB/T894.1-1986-20	挡圈 20	Circlip for shaft 20	1	



### 13. B. 2 变速箱总成 (B) Gearbox (B)

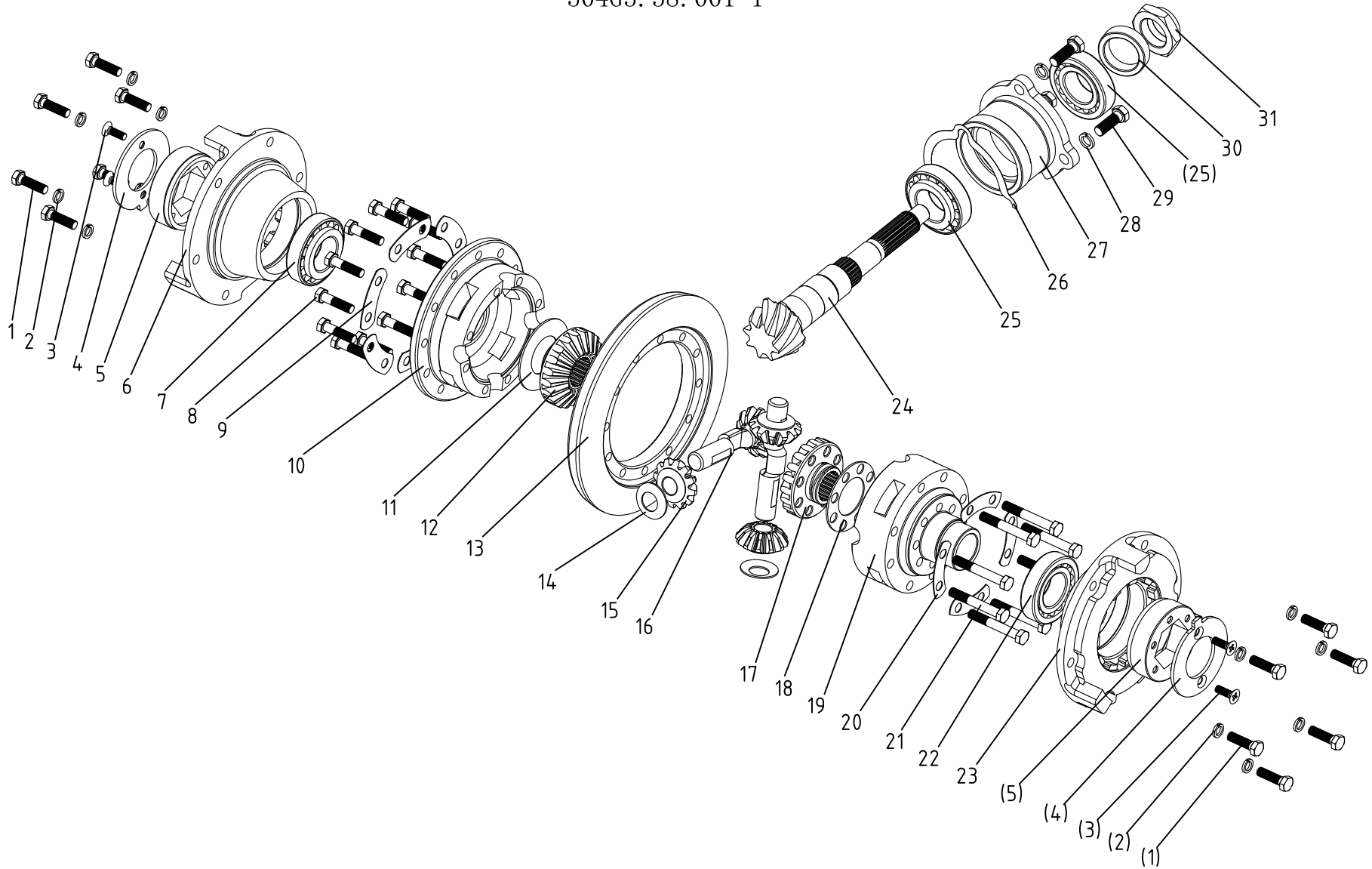
续表

Ser.No.	Part No.	名称及规格	Name & Specifications	Quantity	Remarks
50	GB/T97.1-2002-20	垫圈 20	Washer 20	1	
51	504G3.37.025	副变速操纵杆焊接件	Control lever,secondary change speed	1	
52	504G3.43.115	衬套 (2030)	Bush	2	
53	504G3.37.154	副变速操纵支座	Support,secondary change speed	1	
54	500G3-2.37.172	前驱动封板	Front wheel drive plank	1	
55	GB/T5783-2000-M8×20	螺栓 M8×20	Hex. head bolt M8×20	6	
56	504G3.37.165	副变速拨叉轴	Shift fork shaft,secondary change speed	1	
57	504G3.37.151	主变速导向互锁板	Oriented interlock board,main change speed	1	
58	254G3.37.160	主变速紧定螺钉	Set screw,main change speed	1	
59	504G3.37.169	副变速操纵手柄	Control handle,secondary change speed	1	
60	500G3-2.37.173	驱动轴封板	Drive axes plank	1	

# 14.1 后桥总成 (A)

## Rear Axle (A)

504G3.38.001-1



### 14.1 后桥总成 (A) Rear Axle (A)

Ser.No.	Part No.	名称及规格	Name & Specifications	Quantity	Remarks
1	GB/T5783-2000-M10×35	螺栓 M10×35	Hex. head bolt M10×35	12	
2	GB/T93-1987-10	垫圈 10	Spring lock washer 10	12	
3	GB/T819-2000-M8×25	十字槽沉头螺钉 M8×25	Countersunk screw M8×25	4	
4	450.38.121	紧固板	Fixing plate	2	
5	450.38.122	调整螺母	Adjusting nut	2	
6	504G3.38.105	差速器轴承座1	Differential case cover 1	1	
7	GB/T297-1994-32011	滚动轴承 32011	Ball bearing 32011	1	
8	GB/T5785-2000-M10×1×30	螺栓 M10×1×30	Bolt M10×1×30	12	
9	450.38.148	圆锥齿轮锁紧垫片	Lock piece	6	
10	650.38.168	差速器右壳	Differential right housing	1	
11	650.38.162	半轴齿轮垫片 I	Shim,half shaft gear I	1	
12	650.38.169	右半轴齿轮	Right half shaft gear	1	
13	504G3.38.113	中央传动被动齿轮	Spiral-bevel gear	1	
14	650.38.164	行星齿轮垫片	Planet gear shim	4	
15	650.38.166	行星齿轮	Planet gear	4	
16	650.38.165	行星齿轮轴	Planet gear shaft	2	
17	650.38.161	左半轴齿轮	Left half shaft gear	1	
18	650.38.170	半轴齿轮垫片 II	Shim,half shaft gear II	1	
19	550.38.113	差速器左壳	Differential left housing	1	
20	450.38.140	锁紧垫片	Lock piece	4	
21	GB/T5782-2000-M10×70	螺栓 M10×70	Hex. head bolt M10×70	8	
22	GB/T297-1994-32210	滚动轴承 32210	Ball bearing 32210	1	
23	504G3.38.107	差速器轴承座2	Differential case cover 2	1	
24	504G3.38.114-3	中央传动主动齿轮	Spiral-bevel pinion	1	
25	GB/T297-1994-32208	滚动轴承 32208	Ball bearing 32208	2	NSK

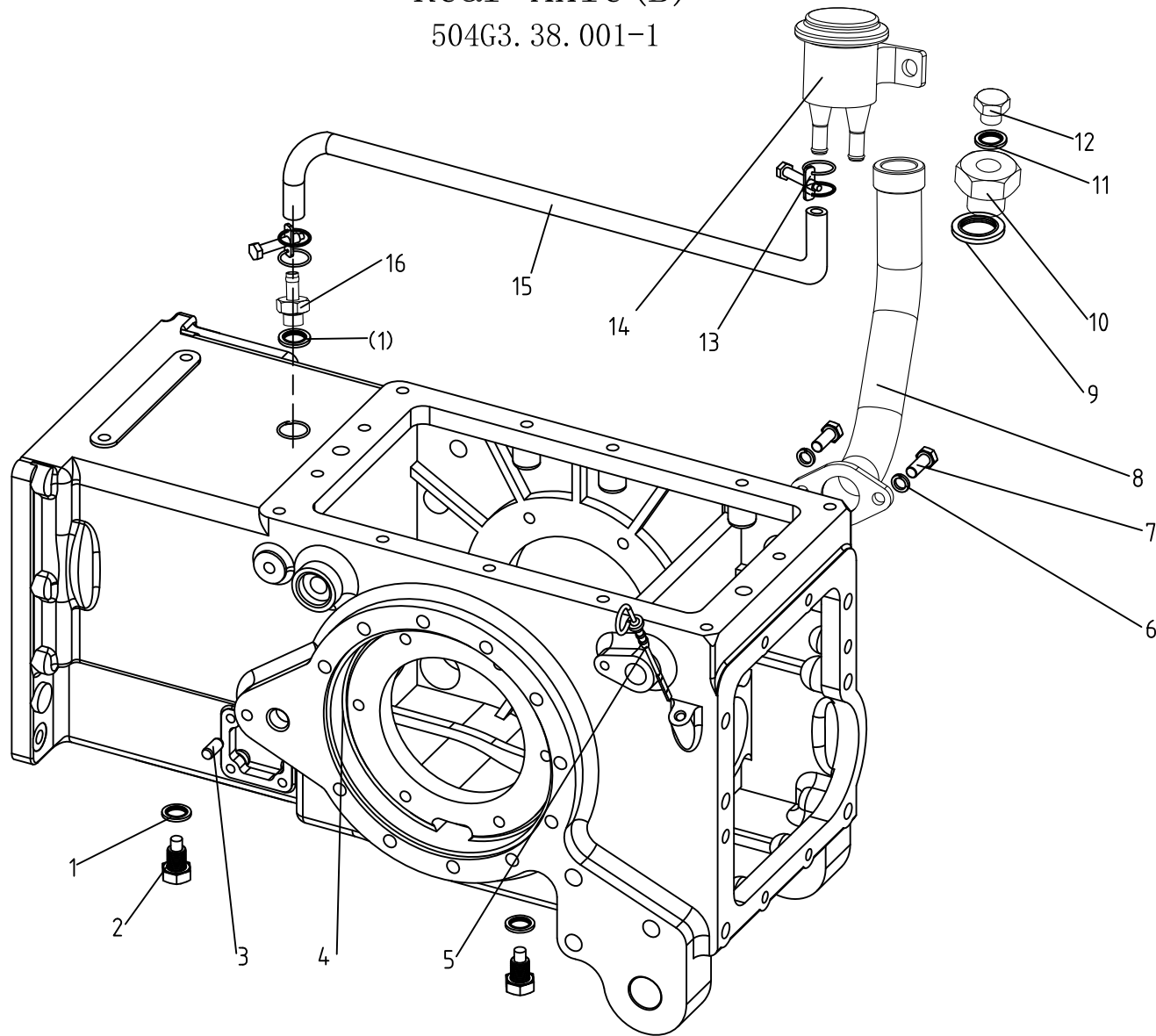
### 14.1 后桥总成 (A) Rear Axle (A)

Ser.No.	Part No.	名称及规格	Name & Specifications	Quantity	Remarks
26	504G3.38.102	主动齿轮调整垫片	Adjust shims	demand	
27	504G3.38.115-1	主动齿轮轴承座	Bearing seat spiral bevel pinion	1	
28	GB/T93-1987-12	垫圈 12	Spring lock washer 12	3	
29	GB/T5783-2000-M12×35	螺栓 M12×35	Hex. head bolt M12×35	3	
30	504G3.38.118	隔套	Clapboard	1	
31	504G3.38.116	锁紧螺母	Lock nut	1	

# 14.2 后桥总成 (B)

## Rear Axle (B)

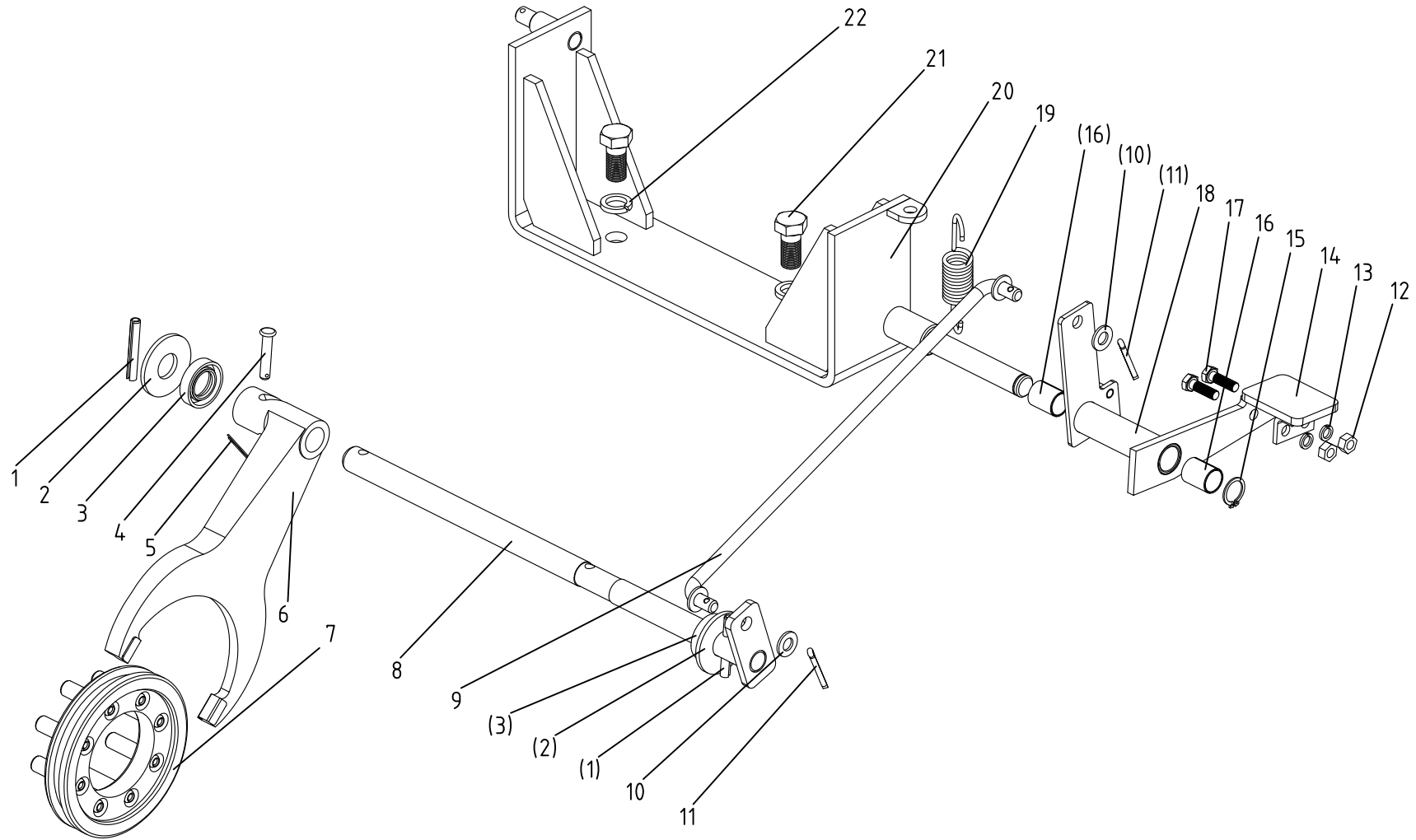
504G3. 38. 001-1



### 14.2 后桥总成 (B) Rear Axle (B)

Ser.No.	Part No.	名称及规格	Name & Specifications	Quantity	Remarks
1	JB-FT-CU-16	组合密封铜垫圈16	Copper washer 16	3	
2	200.38.024	放油螺栓总成	Oil drain plug	2	
3	GB/T119-2000-10×22	销 10×22	Round pin 10×22	2	
4	504G3.38.101A	后桥壳体	Housing assy rear axle	1	
	504G3.38.101	后桥壳体	Housing assy rear axle	1	504G3.63.001
5	504G3.38.014	油尺	Oil dipstick	1	
6	GB/T93-1987-10	垫圈 10	Spring washer 10	2	
7	GB/T5783-2000-M10×25	螺栓 M10×25	Oil drain plug	2	
8	504G3.38.050	加油口管焊合件	Oil import	1	
9	JB-FT-CU-30	组合密封铜垫圈30	Copper washer 30	1	
10	504G3.38.135	加油盖	Encourage plug	1	
11	JB-FT-CU-18	组合密封铜垫圈18	Copper washer 18	1	
12	JB/ZQ4450-1997-M18×1.5	螺塞 M18×1.5	Bolt tuck M18×1.5	1	
13	JB/T 8870-1999- (13-19)	喉箍 (13-19)	Hoop (13-19)	2	
14	900A.50.011-1	呼吸器总成	Rebreather	1	
15	JB/T 6015-1999-10×1100	夹布输油胶管 10×1100	Oil hose 10×1100	1	
16	504G3.38.031	呼吸器接头螺栓焊合件	Rebreather welding		

# 14.3 差速锁总成 Differential Lock 504G3. 38. 001-1

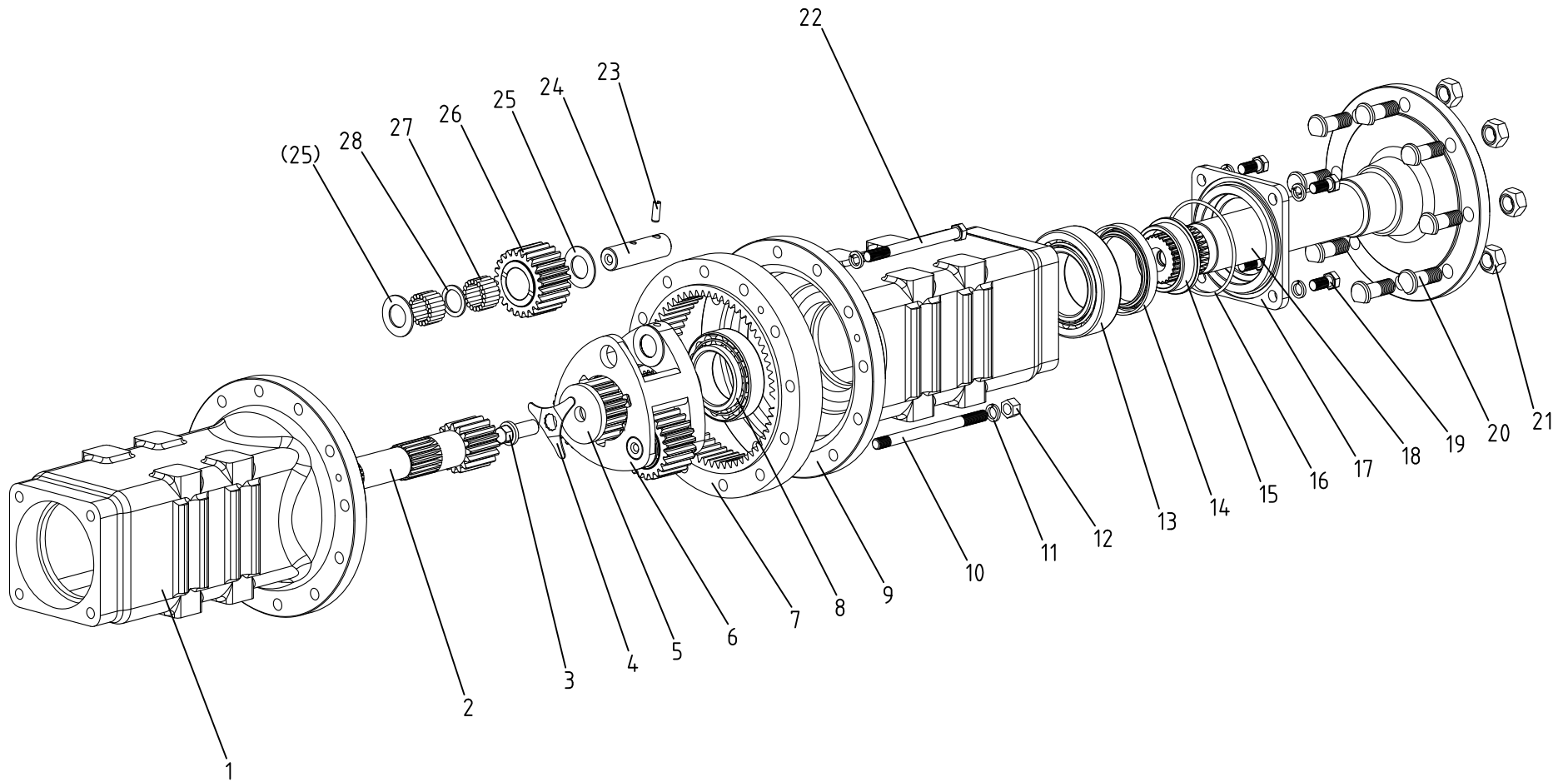


### 14.3 差速锁总成 Differential Lock

Ser.No.	Part No.	名称及规格	Name & Specifications	Quantity	Remarks
1	GB/T879.1-2000-6×40	销 6×40	Round pin 6×40	2	
2	504G3.38.104	挡圈	Bead flange	2	
3	GB/T9877.1-1988-FB16×30×7	油封 FB16×30×7	Oil seal FB 16×30×7	2	
4	GB/T882-1986-6×30	销轴 6×30	Clevis pin with head B6×30	1	
5	GB/T4329-2001-1.8×30	R销 1.8×30	Pin 1.8×30	1	
6	504G3.38.106	差速锁拨叉	Shift folk,differential lock	1	
7	450.38.022	差速锁组件	Differential lock	1	
8	504G3.38.010	差速锁拨叉轴焊合件	Shift folk shaft,differential lock	1	
9	504G3.38.011	拉杆焊合件	Pole	1	
10	GB/T97.1-2002-8	垫圈 8	Washer 8	2	
11	GB/T91-2000-3.2×18	销 3.2×18	Pin 3.2×18	2	
12	GB/T6170-2000-M6	螺母 M6	Hex. nut M6	2	
13	GB/T93-1987-6	垫圈 6	Spring lock washer 6	2	
14	504G3.38.017	差速踏板焊合件	Control pedal,differential lock	1	
15	GB/T894.1-1986-14	挡圈 14	Circlip for shaft 14	1	
16	504G3.38.132	衬套 (1420)	Bush (1420)	2	
17	GB/T5783-2000-M6×20	螺栓 M6×20	Hex. head bolt M6×20	2	
18	504G3.38.018	差速踏杆焊合件	Control lever,differential lock	1	
19	504G3.38.108	回位弹簧	Return spring	1	
20	504G3.38.015	固定架焊合件	Mounting bracket	1	
21	GB/T5783-2000-M12×25	螺栓 M12×25	Hex. head bolt M12×25	2	
22	GB/T93-1987-12	垫圈 12	Spring lock washer 12	2	



15 最终传动总成  
Final Transmission  
504G3.39.001



### 15 最终传动总成 Final Transmission

Ser.No.	Part No.	名称及规格	Name & Specifications	Quantity	Remarks
1	504G3.39.101	右最终传动壳体	Right half shaft housing	1	
2	504G3.39.105	半轴	Half shaft	2	
3	450.39.112	驱动轴锁紧螺栓	Lock bolt,driving shaft	2	
4	450.39.111	驱动轴锁片	Lock piece,driving shaft	2	
5	504G3.39.115	挡块	Retaining collar	2	
6	504G3.39.110	行星架	Planet carrier	2	
7	504G3.39.104	齿圈	Ring gear	2	
8	GB/T297-1994-30211	轴承 30211	Tapered roller bearing 30211	2	
9	504G3.39.107	左最终传动壳体	Left half shaft housing	1	
10	GB/T899-1988-AGM12-M12×150	螺柱 AGM12-M12×150	Double end stud AGM12×150	4	
11	GB/T93-1987-12	垫圈 12	Spring lock washer 12	30	
12	GB/T6170-2000-M12	螺母 M12	Hex. Nut M12	4	
13	GB/T297-1994-30213	轴承 30213	Tapered roller bearing 30213	2	
14	450J.39.012	驱动轴油封总成	Oil-seal	2	
15	450.39.117	驱动轴衬套	Bush	2	
16	GB/T3452.1-1992-125×3.55	O形圈 125×3.55	O-ring seal 125×3.55	2	
17	450.39.118	油封座	Oil seal bracket	2	
18	650.39.116	驱动轴	Drive shaft	2	
19	GB/T5783-2000-M12×25	螺栓 M12×25	Hex. head bolt M12×25	8	
20	300.39.102	后轮毂螺栓	Rear hub bolt	16	
21	300.39.101	后轮毂螺母	Rear hub nut	16	
22	GB/T5782-2000-M12×155	螺栓 M12×155	Hex. head bolt M12×155	18	
23	GB/T879.1-2000-8×22	销 8×22	Slotted spring pin 8×22	6	
24	504G3.39.114	行星轮轴	Planet gear shaft	6	
25	504G3.39.111	滚针外隔圈	Outer spacer sleeve	12	

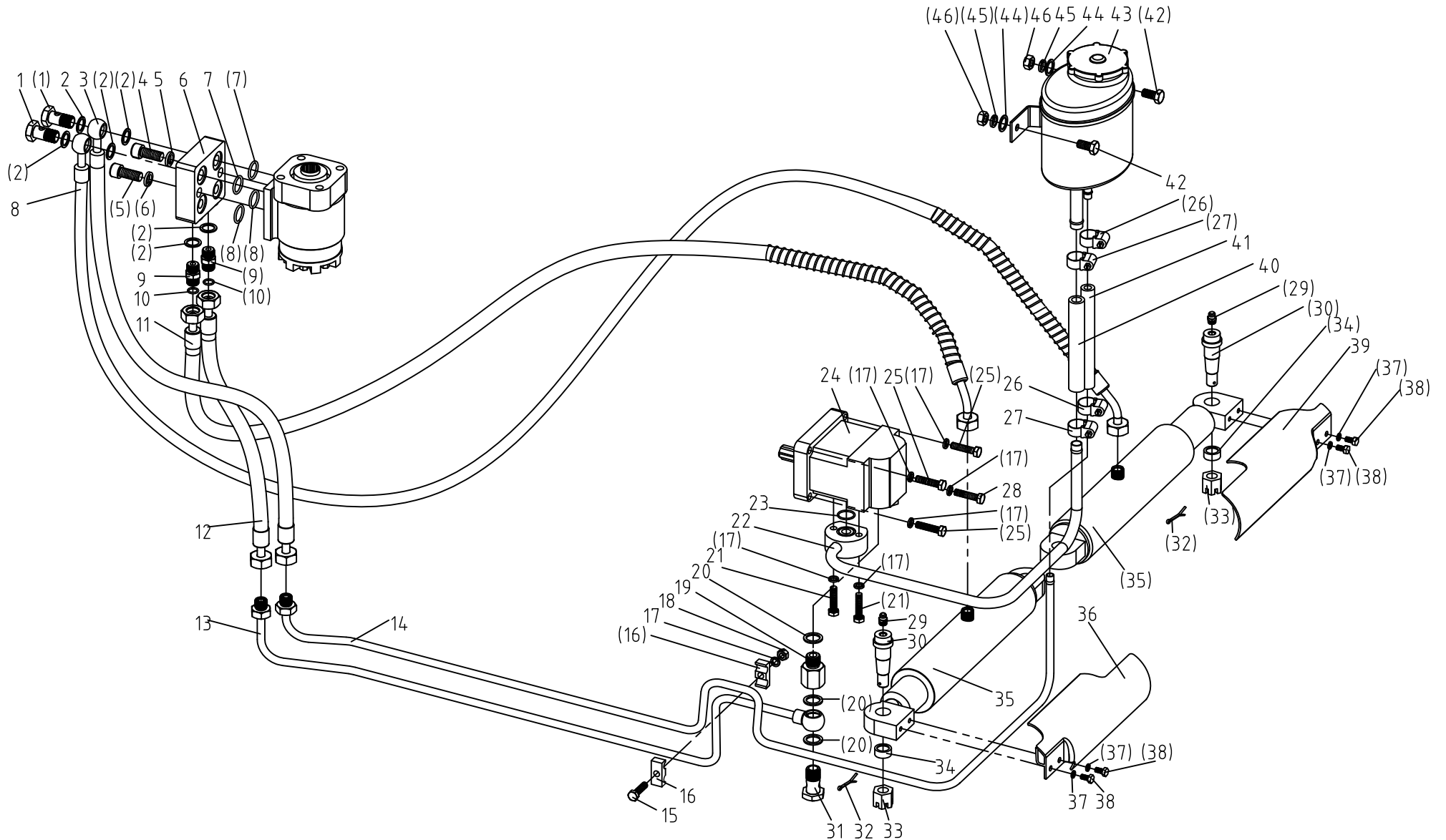
### 15 最终传动总成 Final Transmission

Ser.No.	Part No.	名称及规格	Name & Specifications	Quantity	Remarks
26	504G3.39.113	行星轮	Planet gear	6	
27	GB/T309-2000-5×21.8	滚针 5×21.8	Needle roller 5×21.8	228	
28	504G3.39.112	滚针内隔圈	Inner spacer sleeve	6	

# 16.1 液压转向系统总成 (A)

## Full Hydraulic Power Steering Gear (A)

504G3. 40. 001



### 16.1 液压转向系统总成 (A) Full Hydraulic Power Steering Gear (A)

Ser.No.	Part No.	名称及规格	Name & Specifications	Quantity	Remarks
1	250D.40.150	铰接螺栓 M16×1.5	Hollow bolt M16×1.5	2	
2	JB-FT-CU-16	组合密封铜垫圈 16	Combination washer 16	4	
3	504G3.40.018	转向器回油软管总成	Oil return hose assy	1	
4	GB/T 70.1-2000-M12×30	螺栓 M12×30	Hex.head bolt M12×30	2	
5	GB/T 93-1987-12	垫圈 12	Spring lock washer 12	2	
6	504G3.40.101	转向阀块	Valve	1	
7	GB/T3452.1-1992-20×2.65	O形圈 20×2.65	O-ring seal 20×2.65	4	
8	504G3.40.017	左转向软管总成	Hose assy (left)	1	
9	504G3.40.102	管接头体	Connetor	2	
10	GB/T 3452.1-1992-7.5×1.8	O形圈 7.5×1.8	O-ring seal 7.5×1.8	6	
11	504G3.40.020	右转向软管总成	Hose assy (right)	1	
12	504G3.40.015	转向器进油软管总成	Oil delivery hose assy	1	
13	504G3.40.014	转向器进油管焊合件	Oil delivery pipe weldment	1	
14	504G3.40.019	转向器回油管焊合件	Oil return pipe assy	1	
15	GB/T 5783-2000-M8×30	螺栓 M8×30	Hex.head bolt M8×30	1	
16	254-8.40.109	两通管夹	Pipe nip	2	
17	GB/T 93-1987-8	垫圈 8	spring lock washer 8	7	
18	GB/T 6170-2000-M8	螺母 M8	Hex. nut M8	1	
19	504G3.40.103	恒流泵接头	Connector	1	
20	JB-FT-CU-18	组合密封铜垫圈 18	Combination washer 18	3	
21	GB/T5783-2000- M8×40	螺栓 M8×40	Hex.head bolt M8×40	2	
22	504G3.40.011	恒流泵吸油管焊合件	Inlet pipe assy	1	
23	GB/T3452.1-1992-21.2×1.8	O形圈 21.2×1.8	O-ring seal 21.2×1.8	1	
24	HLCB-D10-10	恒流泵	Constant flow pump	1	
25	GB/T 5783-2000-M8×35	螺栓 M8×35	Hex.head bolt M8×35	3	

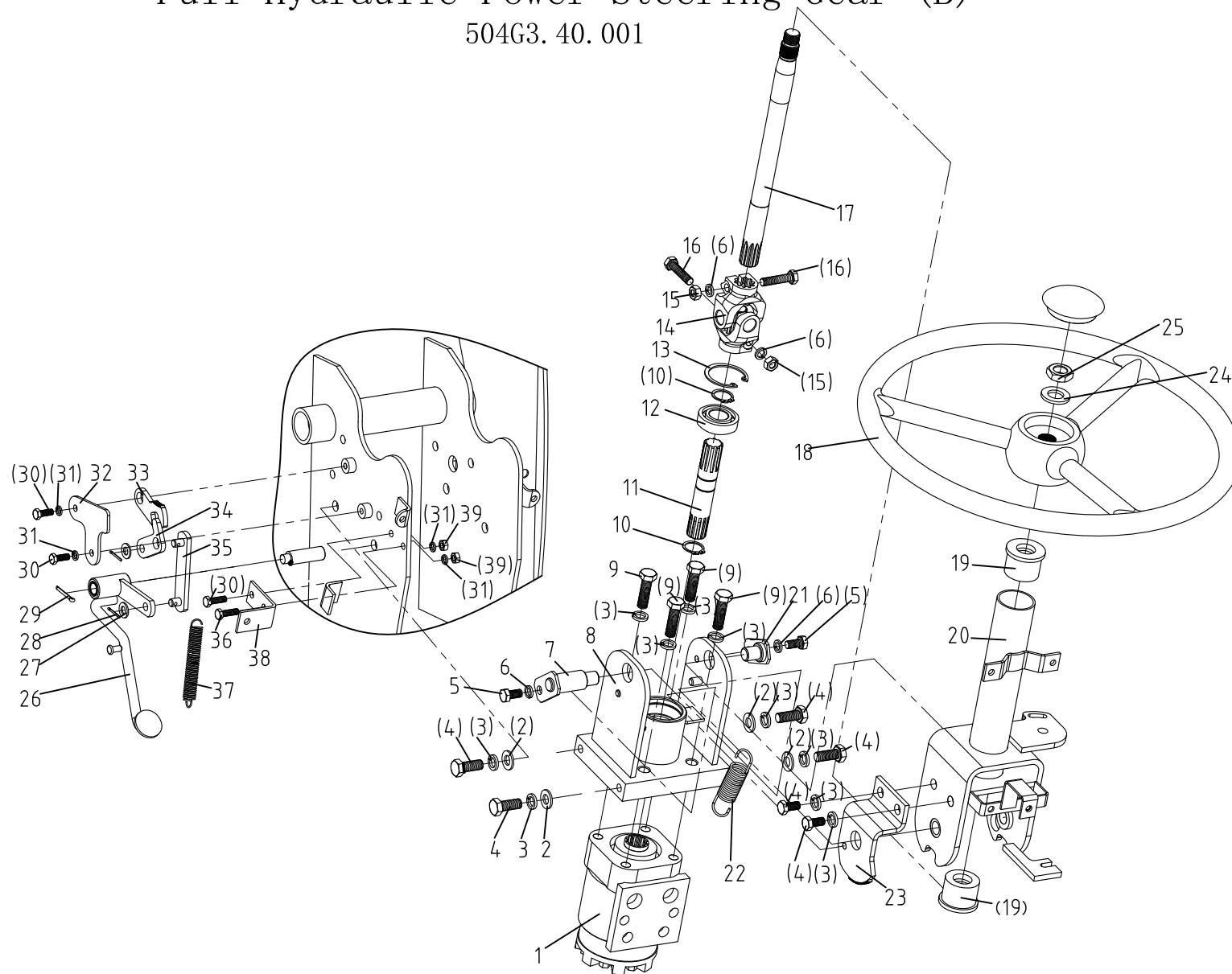
## 16.1 液压转向系统总成 (A) Full Hydraulic Power Steering Gear (A)

续表

Ser.No.	Part No.	名称及规格	Name & Specifications	Quantity	Remarks
26	JB/T8870-1999-2A(13-20)	喉箍 2A(13-20)	Hoop 2A (13-20)	2	
27	JB/T8870-1999-2A(16-20)	喉箍 2A(16-20)	Hoop 2A (16-20)	2	
28	GB/T5783-2000-M8×55	螺栓 M8×55	Hex.head bolt M8×55	1	
29	GB/T7940.1-1995-M10×1	油杯 M10×1	Angle grease nipple M10×1	2	
30	504G3.40.111	销轴	Pin	2	
31	JB/T 6013-2000-M18×1.5	铰接螺栓 M18×1.5	Hollow bolt M18×1.5	1	
32	GB/T91-2000-3.2×24	销 3.2×24	Split pin 3.2×24	2	
33	GB/T6181-2000-M14	螺母 M14	Hex.nut M14	2	
34	504G3.31.125	隔套	Press-in sleeve	2	
35	504G3.40.024	转向油缸总成	Steering cylinder assy	2	
36	504G3.40.023	左转向油缸挡板焊合件	Baffle	1	
37	GB/T93-1987-6	垫圈 6	spring lock washer 6	4	
38	GB/T5783-2000-M6×12	螺栓 M6×12	Hex.head bolt M6×12	4	
39	504G3.40.025	右转向油缸挡板焊合件	Baffle	1	
40	JB/T6015-2000-13-230	胶管 13-230	Rubber pipe 13-230	1	
41	JB/T6015-2000-10-230	胶管 10-230	Rubber pipe 10-230	1	
42	GB/T5783-2000-M10×20	螺栓 M10×20	Hex.head bolt M10×20	2	
43	254G2.40.015-2	转向油箱总成	Oil tank	1	
44	GB/T97.1-2002-10	垫圈 10	Plain washer 10	2	
45	GB/T93-1987-10	垫圈 10	Spring lock washer 10	2	
46	GB/T6170-2000-M10	螺母 M10	Hex.nut M10	4	

# 16.2 液压转向系统总成 (B) Full Hydraulic Power Steering Gear (B)

504G3. 40. 001



## 16.2 液压转向系统总成 (B) Full Hydraulic Power Steering Gear (B)

Ser.No.	Part No.	名称及规格	Name & Specifications	Quantity	Remarks
1	102S-1-80-10	液压转向器	Hydraulic steering gear	1	
2	GB/T97.1-2002-10	垫圈 10	Plain washer 10	4	
3	GB/T93-1987-10	垫圈 10	Spring lock washer 10	6	
4	GB/T5783-2000-M10×25	螺栓 M10×25	Hex. head bolt M10×25	6	
5	GB/T5783-2000-M8×16	螺栓 M8×16	Hex. head bolt M8×16	2	
6	GB/T93-1987-8	垫圈 8	Spring lock washer 8	4	
7	504G3.40.029	销轴焊合件 (一)	Pin(1)	1	
8	504G3.40.034	底座焊合件	Pedestal	1	
9	GB/T5783-2000-M10×35	螺栓 M10×35	Hex. head bolt M10×35	4	
10	GB/T894.1-1986-20	挡圈 20	Circlip for shaft 20	2	
11	504G3.40.137	花键轴	Spline	1	
12	GB/T276-1994-6004-2Z	轴承 6004-2Z	Ball bearing 6004-2Z	1	
13	GB/T893.1-1986-42	挡圈 42	Circlip for shaft 42	1	
14	504G3.40.037	万向节总成	Gimbal	1	
15	GB/T6170-2000-M8	螺母 M8	Hex. nut M8	3	
16	GB/T5783-2000-M8×35	螺栓 M8×35	Hex. head bolt M8×35	2	
17	504G3.40.157	转向轴	Steering shaft	1	
18	450.40.015	方向盘总成	Steering wheel assy	1	
19	304.40.112	橡胶轴承	Rubber sleeve	2	
20	504G3.40.028	支架焊合件	Bracket weldment	1	
21	504G3.40.033	销轴焊合件 (二)	Pin(2)	1	
22	504G3.40.134	弹簧 (一)	Spring(1)	1	
23	504G3.40.130	上调节板	Upper regulate board	1	
24	GB/T97.1-2002-16	垫圈 16	Plain washer 16	1	
25	GB/T6173-2000-M16×1.5	螺母 M16×1.5	Hex. nut M16×1.5	1	



## 16.2 液压转向系统总成 (B) Full Hydraulic Power Steering Gear (B)

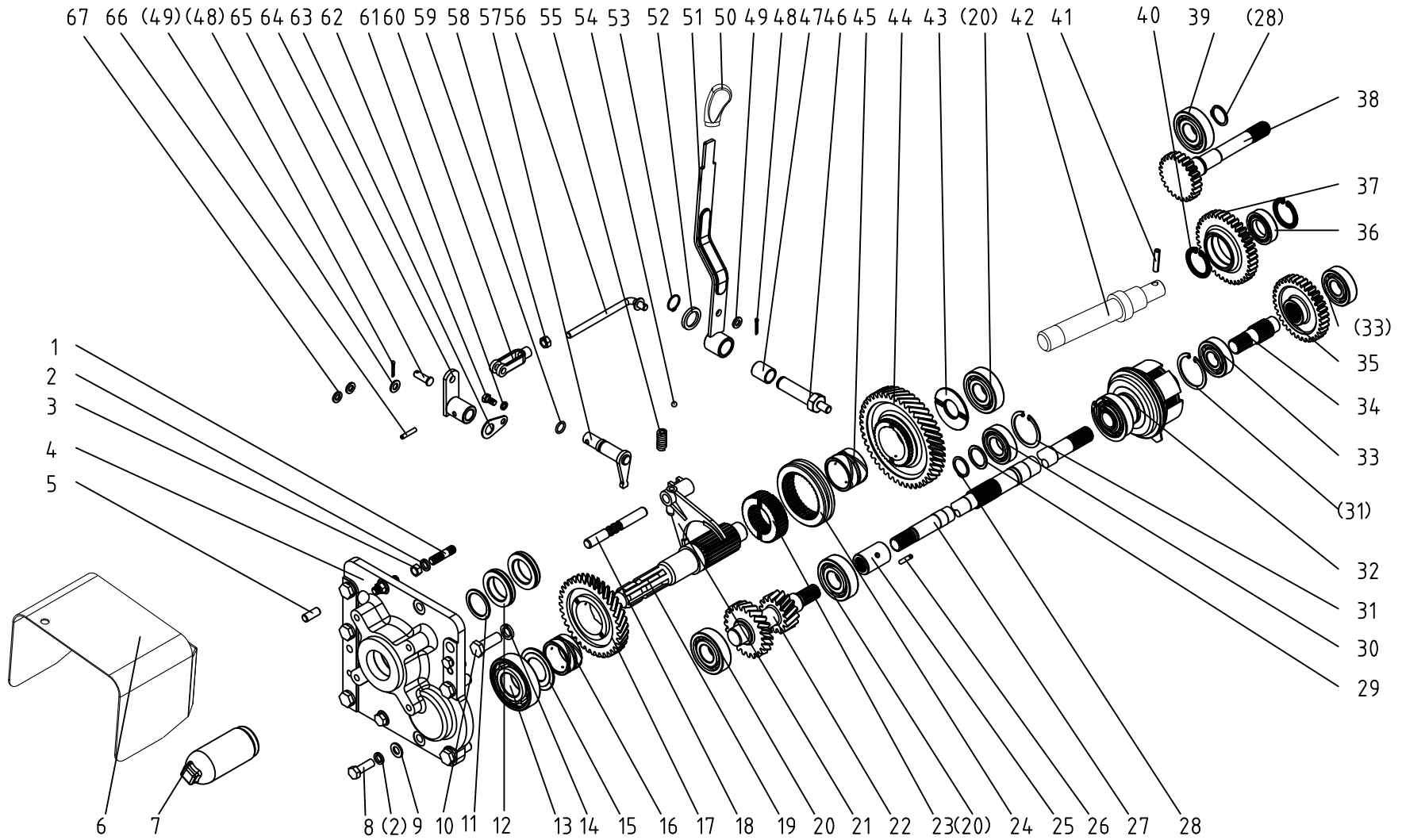
续表

Ser.No.	Part No.	名称及规格	Name & Specifications	Quantity	Remarks
26	504G3.40.026	踏杆合件	Pedal	1	
27	GB/T97.1-2002-8	垫圈 8	Plain washer 8	2	
28	GB/T91-2000-2×16	销 2×16	Split pin 2x16	2	
29	GB/T91-2000-3.2×25	销 3.2×25	Split pin 3.2x25	1	
30	GB/T5783-2000-M6×16	螺栓 M6×16	Hex. head bolt M6×16	2	
31	GB/T93-1987-6	垫圈 6	Spring lock washer 6	4	
32	504G3.40.131	限位板	Positioning plate	1	
33	504G3.40.132	下调节板	Lower regulate board	1	
34	504G3.40.133	操纵板	Control board	1	
35	504G3.40.030	连接板焊合件	Joint board	1	
36	GB/T5783-2000-M6×20	螺栓 M6×20	Hex. head bolt M6×20	2	
37	504G3.40.136	弹簧 (二)	Spring(2)	1	
38	504G3.40.135	弹簧座	Spring coil	1	
39	GB/T6170-2000-M6	螺母 M6	Hex. nut M6	2	

# 17.A.1 动力输出轴总成

## PTO

504G3.41.001



### 17. A. 1 动力输出总成 PTO

Ser.No.	Part No.	名称及规格	Name & Specifications	Quantity	Remarks
1	GB/T899-1998-M12×1.25×35	螺栓 AM12-M12×1.25×35	Bolt AM12-M12×1.25×35	2	8.8
2	GB/T93-1987-12	垫圈 12	Spring lock washer 12	4	
3	GB/T6171-2000-M12×1.25	螺母 M12×1.25	Hex. nut M12×1.25	2	8
4	504G3.41.119	后盖	Rear cover	1	
5	GB/T119.1-2000-B12×22	销 B12×22	Straight pin B12×22	2	
6	504G3.41.178	动力输出防护罩	PTO shaft safety cover	1	
7	450.38.120-1	输出轴防护罩	Output shaft safety cover	1	
8	GB/T97.1-2002-12	垫圈 12	Plain washer 12	2	
9	GB/T5783-2000-M12×35	螺栓 M12×35	Hex. head bolt M12×35	2	
10	GB/T5783-2000-M16×45	螺栓 M16×45	Hex. head bolt M16×45	6	
11	300.41B.125	油封挡圈	Circlip for oil seal	1	
12	GB13871.1-2007	油封FB40×62×8	CirclipFB40×62×8	2	
13	GB/T276-1994-6308	轴承 6308	Ball bearing 6308	1	
14	GB/T93-1987-16	垫圈 16	Spring lock washer 16	6	
15	504G3.41.116	大隔圈	Big clapboard	1	
16	504G3.41.115	衬套 II	Bush II	1	
17	504G3.41.114	后置动力输出被动齿轮 II	PTO driven gear II	1	1000r/min
	504G3.41.114A	后置动力输出被动齿轮 II	PTO driven gear II	1	730r/min
18	504G3.41.108	后置动力输出拨叉轴	PTO shift fork shaft	1	
19	504G3.41.118	后置动力输出轴	PTO shaft	1	6齿 6 teeth
	504G3.41.118A	后置动力输出轴	PTO shaft	1	8齿 8teeth
20	GB/T283-1994-NJ306E	轴承 NJ306E	Ball bearing NJ306E	3	
21	504G3.41.131	拨叉	PTO shift fork	1	
22	504G3.41.120	后置动力输出常啮合齿轮轴	Driving gear shaft	1	1000r/min
	504G3.41.120A	后置动力输出常啮合齿轮轴	Driving gear shaft	1	730r/min

### 17. A. 1 动力输出总成 PTO

续表

Ser.No.	Part No.	名称及规格	Name & Specifications	Quantity	Remarks
23	504G3.41.111	啮合套座	Sliding sleeve seat	1	
24	504G3.41.110	啮合套	Sliding sleeve	1	
25	504G3.31.121	花键连接套	spline connecting	1	
26	GB/T879.1-2000-6×35	销 6×35	Slotted spring pin 6×35	1	
27	504G3.41.122	动力输出液压离合器从动轴	PTO hydraulic clutch driven shaft	1	
28	504G3.63.102	轴用挡圈 30	Circlip for shaft 30	2	
29	504G3.29.108	第二轴隔圈	Clapboard for shaft II	1	
30	GB/T276-1994-6206	轴承 6206	Ball bearing 6206	1	
31	GB/T893.1-1986-62	挡圈 62	Circlip for hole 62	2	
32	504G3.41.013	液压离合器	Hydraulic clutch	1	
33	GB/T276-1994-6305	轴承 6305	Ball bearing 6305	2	
34	504G3.41.125	动力输出液压离合器主动轴	PTO hydraulic clutch initiative shaft	1	
35	504G3.41.126	动力输出传动被动齿轮	PTO transmission driven gear	1	
36	504G3.41.128	动力输出中间齿轮轴承	PTO transmission middle ball bearing	1	
37	504G3.41.102-2	动力输出中间传动齿轮	PTO transmission middle gear	1	
38	504G3.41.101	动力输出主动轴	PTO initiative shaft	1	
39	GB/T283-1994-NUP306E	轴承NUP 306E	Ball bearing NUP 306E	1	
40	GB/T305-1998-80/86.6	止动环 80/86.6	Circlip 80/86.6	2	
41	GB/T879.1-2000-8×45	销 8×45	Slotted spring pin 8×45	1	
42	504G3.41.103-2	动力输出中间轴	PTO middle shaft	1	
43	504G3.41.105	小隔圈	Small clapboard	1	
44	504G3.41.107	后置动力输出被动齿轮 I	PTO driven gear I	1	
45	504G3.41.106	衬套 I	Bush I	1	
46	504G3.37.154	副变速操纵支座	Support,secondary change speed	1	

### 17. A. 1 动力输出总成 PTO

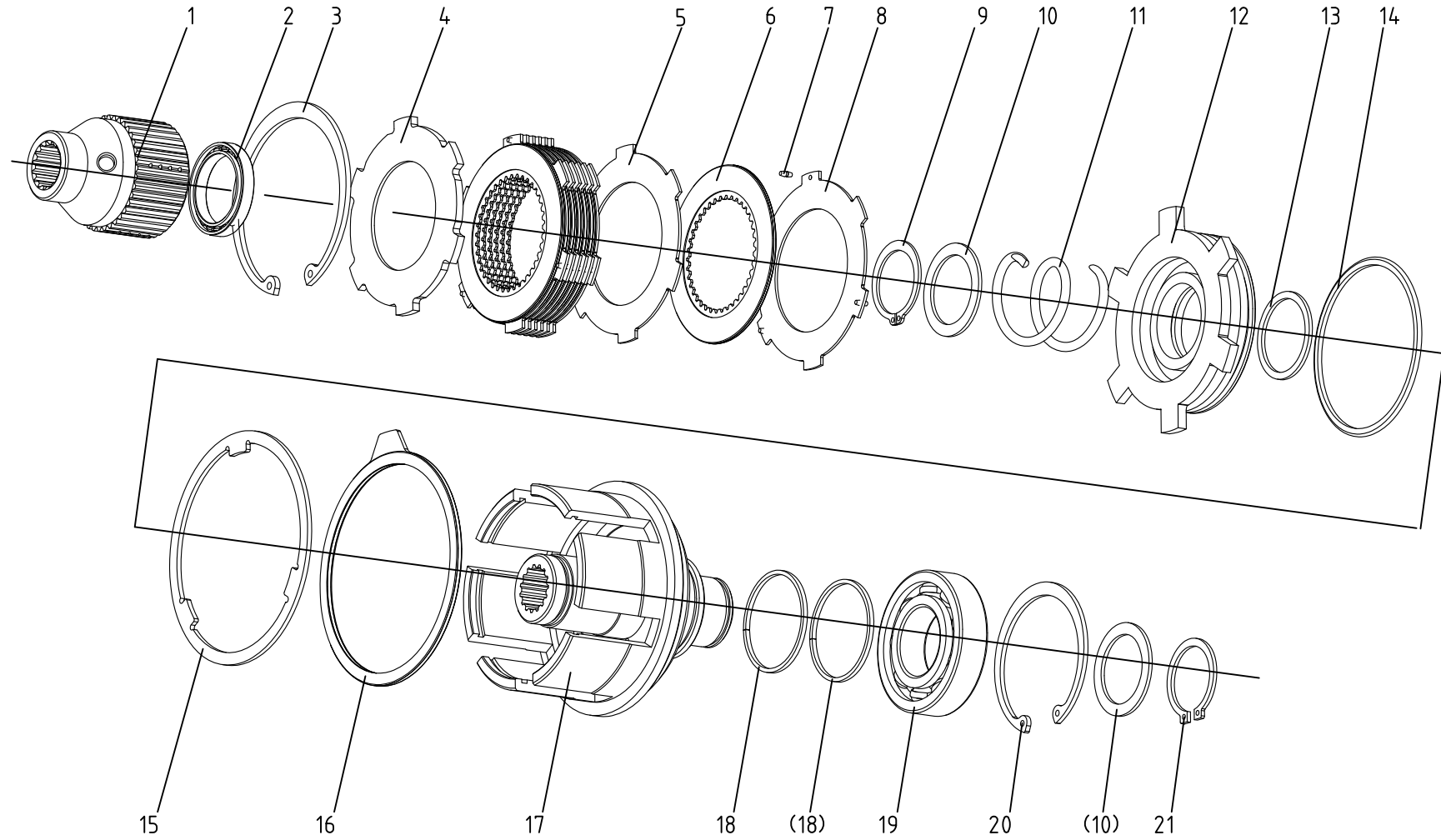
续表

Ser.No.	Part No.	名称及规格	Name & Specifications	Quantity	Remarks
47	504G3.43.115	衬套 (20/30)	Bush (20/30)	1	
48	GB/T91-2000-3.2×18	销 3.2×18	Placket pin 3.2×18	2	
49	GB/T97.1-2002-10	垫圈 10	Plain washer 10	2	
50	504G3.41.104	后置动力输出操纵手柄	PTO control handle	1	1000r/min
	504G3.41.104A	后置动力输出操纵手柄	PTO control handle	1	730r/min
51	504G3.41.026-1	操纵杆焊合件	PTO control lever	1	
52	GB/T97.1-2002-20	垫圈 20	Plain washer 20	1	
53	GB/T894.1-1986-20	挡圈 20	Circlip for shaft 20	1	
54	GB/T308-2002-8	钢球 8	Steel ball 8	1	
55	254G3.37.163	定位弹簧	Locating spring	1	
56	504G3.41.011	拉杆焊合件	Pull rod	1	
57	504G3.41.015	后置动力输出拨杆焊合件	PTO dial rod	1	
58	GB/T6171-2000-M10×1	螺母 M10×1	Hex. nut M10×1	1	
59	GB/T3452.1-1992-15×2.65G	O形圈 15×2.65G	O-ring seal 15×2.65G	1	
60	300.21A.148	拉杆叉头	Rod clevis	1	
61	GB/T93-1987-8	垫圈 8	Spring lock washer 8	1	
62	GB/T5783-2000-M8×16	螺栓 M8×16	Hex. head bolt M8×16	1	
63	504G3.37.168	挡板	Baffle	1	
64	504G3.41.016	摇臂焊合件	Rocker	1	
65	GB/T880-1986-B10×30	销 B10×30	Pin shaft B10×30	1	
66	GB/T879.1-2000-6×30	销 6×30	Slotted spring pin 6×30	1	
67	GB/T 93-1987-12	垫圈 12	Spring lock washer 12	2	

# 17.A.2 液压离合器总成

## Hydraulic clutch

504G3.41.013



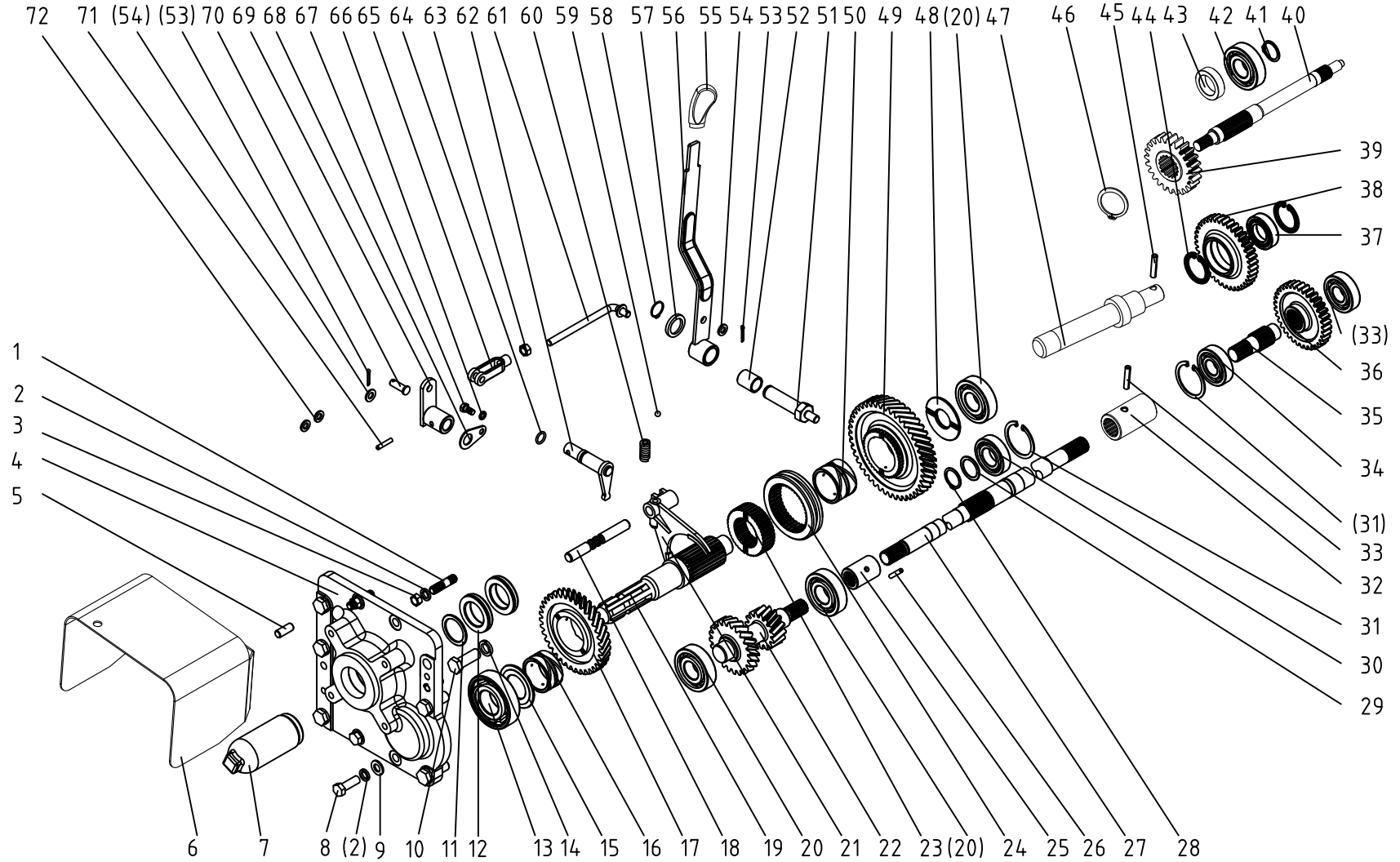
17. A. 2 液压离合器总成 Hydraulic clutch

Ser.No.	Part No.	名称及规格	Name & Specifications	Quantity	Remarks
1	504G3.41.135	花键套	Spline sheath	1	
2	GB/T276-1994-61807	轴承 61807	Ball bearing 61807	1	NTN6807
3	504G3.41.136	孔用挡圈92	Circlip for hole 92	1	
4	504G3.41.150	从动片 (一)	Driven piece (1)	1	
5	504G3.41.151	从动片 (二)	Driven piece (2)	3	
6	504G3.41.024	摩擦片总成	Rub piece assembly	7	
7	504G3.41.155	弹性柱	Elastomer	12	
8	504G3.41.152	从动片 (三)	Driven piece (3)	4	
9	504G3.37.112	挡圈 35	Circlip for shaft 35	1	
10	504G3.41.138	垫圈	Washer	2	
11	504G3.41.139	回位弹簧	Replace spring	1	
12	504G3.41.140	活塞	Piston	1	
13	504G3.41.145	活塞密封圈 38	Hermetical ring for piston38	1	
14	504G3.41.144	活塞密封圈 90	Hermetical ring for piston90	1	
15	504G3.41.141	压板	Platen	1	
16	504G3.41.025	固定板合件	Stator	1	
17	504G3.41.143	油缸座	Hydrocylinder seat	1	
18	504G3.41.147	油缸座密封环	Hermetical ring for hydrocylinder seat	2	
19	GB/T276-1994-6207	轴承 6207	Ball bearing 6207	1	
20	504G3.41.148	孔用挡圈 72	Circlip for hole 72	1	
21	504G3.41.149	轴用挡圈 35 (2)	Circlip for shaft 35 (2)	1	

# 17.B 动力输出轴总成

## PTO

504G3.41A.001





### 17. B 动力输出总成 PTO

Ser.No.	Part No.	名称及规格	Name & Specifications	Quantity	Remarks
1	GB/T899-1998-AM12-M12×1.25×35	螺栓 AM12-M12×1.25×35	Bolt AM12-M12×1.25×35	2	8.8
2	GB/T93-1987-12	垫圈 12	Spring lock washer 12	4	
3	GB/T6171-2000-M12×1.25	螺母 M12×1.25	Hex. nut M12×1.25	2	8
4	504G3.41.119	后盖	Rear cover	1	
5	GB/T119.1-2000-B12×22	销 B12×22	Straight pin B12×22	2	
6	504G3.41.178	动力输出轴防护罩	PTO shaft safety cover	1	
7	450.38.120-1	输出轴防护罩	Output shaft safety cover	1	
8	GB/T5783-2000-M12×35	螺栓 M12×35	Hex. head bolt M12×35	2	
9	GB/T97.1-2002-12	垫圈 12	Plain washer 12	2	
10	GB/T5783-2000-M16×45	螺栓 M16×45	Hex. head bolt M16×45	6	
11	300.41B.125	油封挡圈	Circlip for oil seal	1	
12	GB13871.1-2007	油封FB40×62×8	CirclipFB40×62×8	2	
13	GB/T276-1994-6308	轴承 6308	Ball bearing 6308	1	
14	GB/T93-1987-16	垫圈 16	Spring lock washer 16	6	
15	504G3.41.116	大隔圈	Big clapboard	1	
16	504G3.41.115	衬套 II	Bush II	1	
17	504G3.41.114	后置动力输出被动齿轮 II	PTO driven gear II	1	1000r/min
	504G3.41.114A	后置动力输出被动齿轮 II	PTO driven gear II	1	730r/min
18	504G3.41.108	后置动力输出拨叉轴	PTO shift fork shaft	1	
19	504G3.41.118	后置动力输出轴	PTO shaft	1	6齿 6 teeth
	504G3.41.118A	后置动力输出轴	PTO shaft	1	8齿 8teeth
20	GB/T283-1994-NJ306E	轴承 NJ306E	Ball bearing NJ306E	3	
21	504G3.41.131	后置动力输出拨叉	PTO shift fork	1	
22	504G3.41.120	后置动力输出常啮合齿轮轴	Driving gear shaft	1	1000r/min
	504G3.41.120A	后置动力输出常啮合齿轮轴	Driving gear shaft	1	730r/min

## 17. B 动力输出总成 PTO

续表

Ser.No.	Part No.	名称及规格	Name & Specifications	Quantity	Remarks
23	504G3.41.111	啮合套座	Sliding sleeve seat	1	
24	504G3.41.110	啮合套	Sliding sleeve	1	
25	504G3.31.121	花键连接套	spline connecting	1	
26	GB/T879.1-2000-6×35	销 6×35	Slotted spring pin 6×35	1	
27	504G3.41.122	动力输出液压离合器从动轴	PTO hydraulic clutch driven shaft	1	
28	504G3.63.102	轴用挡圈30	Circlip for shaft 30	2	
29	504G3.29.108	第二轴隔圈	Clapboard for shaft II	1	
30	GB/T276-1994-6206	轴承 6206	Ball bearing 6206	1	
31	GB/T893.1-1986-62	挡圈 62	Circlip for hole 62	2	
32	504G3.41A.103	花键套	spline connecting	1	
33	GB/T879.1-2000-8×35	销 8×35	Slotted spring pin 8×35	1	
34	GB/T276-1994-6305	轴承 6305	Ball bearing 6305	2	
35	504G3.41.125	动力输出液压离合器主动轴	PTO hydraulic clutch initiative shaft	1	
36	504G3.41.126	动力输出传动被动齿轮	PTO transmission driven gear	1	
37	504G3.41.128	动力输出中间齿轮轴承	PTO transmission middle ball bearing	1	
38	504G3.41.102-2	动力输出中间传动齿轮	PTO transmission middle gear	1	
39	504G3.41A.102	动力输出主动齿轮	PTO initiative gear	1	
40	504G3.41A.101	动力输出主动轴	PTO initiative shaft	1	
41	504G3.29.103	挡圈40	Circlip for shaft 40	1	
42	GB/T283-1994-NUP306E	轴承NUP 306E	Ball bearing NUP 306E	1	
43	504G3.41A.104	隔套	spacer	1	
44	GB/T305-1998-80/86.6	止动环 80/86.6	Circlip 80/86.6	2	
45	GB/T879.1-2000-8×45	销 8×45	Slotted spring pin 8×45	1	
46	504G3.37.128	轴用卡簧26	Circlip for shaft 26	1	

## 17. B 动力输出总成 PTO

续表

Ser.No.	Part No.	名称及规格	Name & Specifications	Quantity	Remarks
47	504G3.41.103-2	动力输出中间轴	PTO middle shaft	1	
48	504G3.41.105	小隔圈	Small clapboard	1	
49	504G3.41.107	后置动力输出被动齿轮 I	PTO driven gear I	1	
50	504G3.41.106	衬套 I	Bush I	1	
51	504G3.37.154	副变速操纵支座	Support,secondary change speed	1	
52	504G3.43.115	衬套 (20/30)	Bush (20/30)	1	
53	GB/T91-2000-3.2×18	销 3.2×18	Placket pin 3.2×18	2	
54	GB/T97.1-2002-10	垫圈 10	Plain washer 10	2	
55	504G3.41.104	后置动力输出操纵手柄	PTO control handle	1	1000r/min
	504G3.41.104A	后置动力输出操纵手柄	PTO control handle	1	730r/min
56	504G3.41.026	操纵杆焊合件	PTO control lever	1	
57	GB/T97.1-2002-20	垫圈 20	Plain washer 20	1	
58	GB/T894.1-1986-20	挡圈 20	Circlip for shaft 20	1	
59	GB/T308-2002-8	钢球 8	Steel ball 8	1	
60	254G3.37.163	定位弹簧	Locating spring	1	
61	504G3.41.011	拉杆焊合件	Pull rod	1	
62	504G3.41.015	后置动力输出拨杆焊合件	PTO dial rod	1	
63	GB/T6171-2000-M10×1	螺母 M10×1	Hex. nut M10×1	1	
64	GB/T3452.1-1992-15×2.65	O形圈 15×2.65	O-ring seal 15×2.65	1	
65	300.21A.148	拉杆叉头	Rod clevis	1	
66	GB/T93-1987-8	垫圈 8	Spring lock washer 8	1	
67	GB/T5783-2000-M8×16	螺栓 M8×16	Hex. head bolt M8×16	1	
68	504G3.37.168	挡板	Baffle	1	
69	504G3.41.016	摇臂焊合件	Rocker	1	

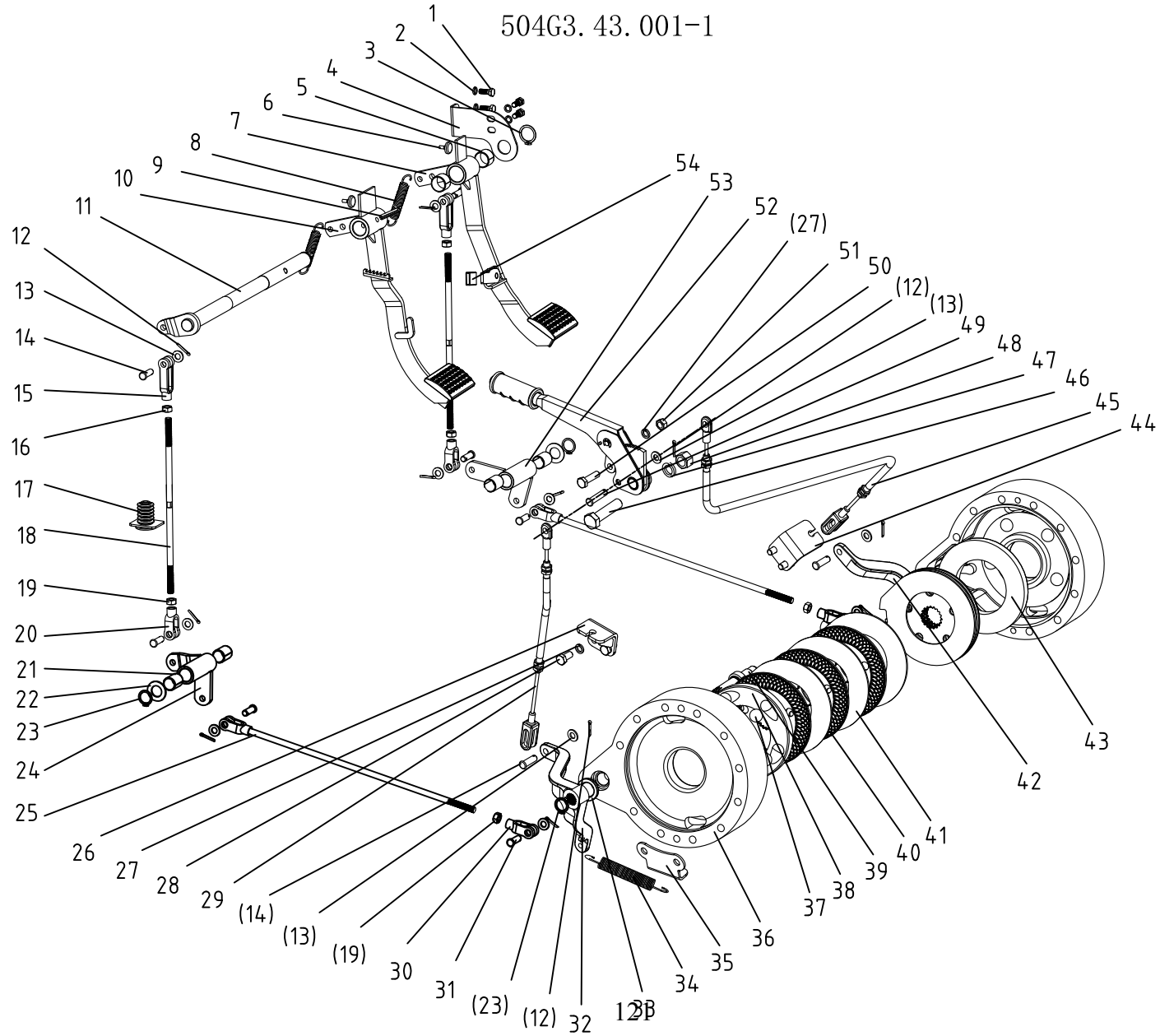
### 17. B 动力输出总成 PT0

续表

Ser.No.	Part No.	名称及规格	Name & Specifications	Quantity	Remarks
70	GB/T880-1986-B10×30	销 B10×30	Pin shaft B10×30	1	
71	GB/T879.1-2000-6×30	销 6×30	Slotted spring pin 6×30	1	
72	JB-FT-CU-12	组合密封铜垫圈 12	Combination washer 12	2	

# 18 制动器及操纵机构总成 Disc Brake and Operation Mechanism

504G3.43.001-1



### 18 制动器及操纵机构总成 Disc Brake and Operation Mechanism

Ser.No.	Part No.	名称及规格	Name & Specifications	Quantity	Remarks
1	GB/T5783-2000-M8×20	螺栓 M8×20	Hex. head bolt M8×20	4	
2	GB/T93-1987-8	垫圈 8	Spring lock washer 8	4	
3	GB/T894.1-1986-25	挡圈 25	Circlip for shaft 25	1	
4	504G3.43.104	支撑板	Support board	1	
5	504G3.43.135	衬套 (2520)	Bush (2520)	2	
6	504G3.43.101	缓冲垫	Cushion	2	
7	504G3.43.033	右制动踏杆焊合件	Right brake lever weldment	1	
8	504G3.43.103-1	回位弹簧	Return spring	2	
9	GB/T879.4-2000-8×40	销 8×40	Spring split pin 8×40	1	
10	504G3.43.016-2	左制动踏杆焊合件	Left brake lever weldment	1	
11	504G3.43.015	制动传动轴焊合件	Brake pedal shaft	1	
12	GB/T91-2000-3.2×20	销 3.2×20	Split pin 3.2×20	11	
13	GB/T97.1-2002-10	垫圈 10	Chamfered plain washer 10	11	
14	GB/T882-1986-B10×30	销轴 B10×30	Clevis pin with head B10×30	8	
15	254G2.21.106	连接叉	Rod clevis	2	
16	GB/T6171-2000-M10×1L	螺母 M10×1 (左)	Hex. nut M10×1 (left)	2	
17	504G3.43.110	橡胶套	Rubber sheath	1	
18	504G3.43.105	前拉杆	Front pull rod	2	
19	GB/T6171-2000-M10×1	螺母 M10×1	Hex. nut M10×1	4	
20	300.21A.148	拉杆叉头	Draw rod fork	2	
21	504G3.43.115	衬套 (2030)	Bush (2030)	4	
22	GB/T97.1-2002-20	垫圈 20	Chamfered plain washer 20	4	
23	GB/T894.1-1986-20	挡圈 20	Circlip for shaft 20	4	
24	504G3.43.034	左连接套管焊合件	Left connect cannula weldment	1	
25	504G3.43.014	制动后拉杆焊合件	Back pull rod weldment	2	

## 18 制动器及操纵机构总成 Disc Brake and Operation Mechanism

续表

Ser.No.	Part No.	名称及规格	Name & Specifications	Quantity	Remarks
26	504G3.43.020	左拉线支座焊合件	Left dragline support weldment	1	
27	GB/T93-1987-10	垫圈 10	Spring lock washer 10	5	
28	GB/T5783-2000-M10×20	螺栓 M10×20	Hex. head bolt M10×20	4	
29	504G3.43.021	左制动拉线组合件	Left brake dragline	1	
30	354G3.43.102	拉杆叉头	Draw rod fork	2	
31	GB/T882-1986-B10×32	销轴 B10×32	Clevis pin with head B10×32	2	
32	504G3.43.109-1	左制动臂	Left brake rocker arm	1	
33	GB/T13871-1992-FB22×35×7	油封 FB22×35×7	Oil seal FB22×35×7	2	
34	504G3.43.112	弹簧挂板	Spring hanging board	2	
35	504G3.43.111	制动臂回位弹簧	Brake rocker arm return spring	2	
36	504G3.43.107	制动盘	Brake disc	2	
37	GB/T308-2002-7/8"	钢球 7/8"	Ball 7/8"	10	
38	504G3.43.106	压盘 (左)	Pressure plate (left)	1	
39	504G3.43.019-1	制动轴焊合件	Detent axis	2	
40	450.43.011	摩擦片总成	Brake driven disk	6	
41	450.43.103	摩擦片	Friction disc	6	
42	504G3.43.102-1	右制动臂	Right brake rocker arm	1	
43	504G3.43.108	压盘 (右)	Pressure plate (right)	1	
44	504G3.43.023	右拉线支座焊合件	Right dragline support weldment	1	
45	504G3.43.024	右制动拉线组合件	Right brake dragline	1	
46	GB/T5783-2000-M16×65	螺栓 M16×65	Hex. head bolt M16×65	1	
47	GB/T93-1987-16	垫圈 16	Spring lock washer 16	1	
48	GB/T6170-2000-M16	螺母 M16	Hex. nut M16	1	
49	GB/T882-1986-B10×40	销轴 B10×40	Clevis pin with head B10×40	1	

## 18 制动器及操纵机构总成 Disc Brake and Operation Mechanism

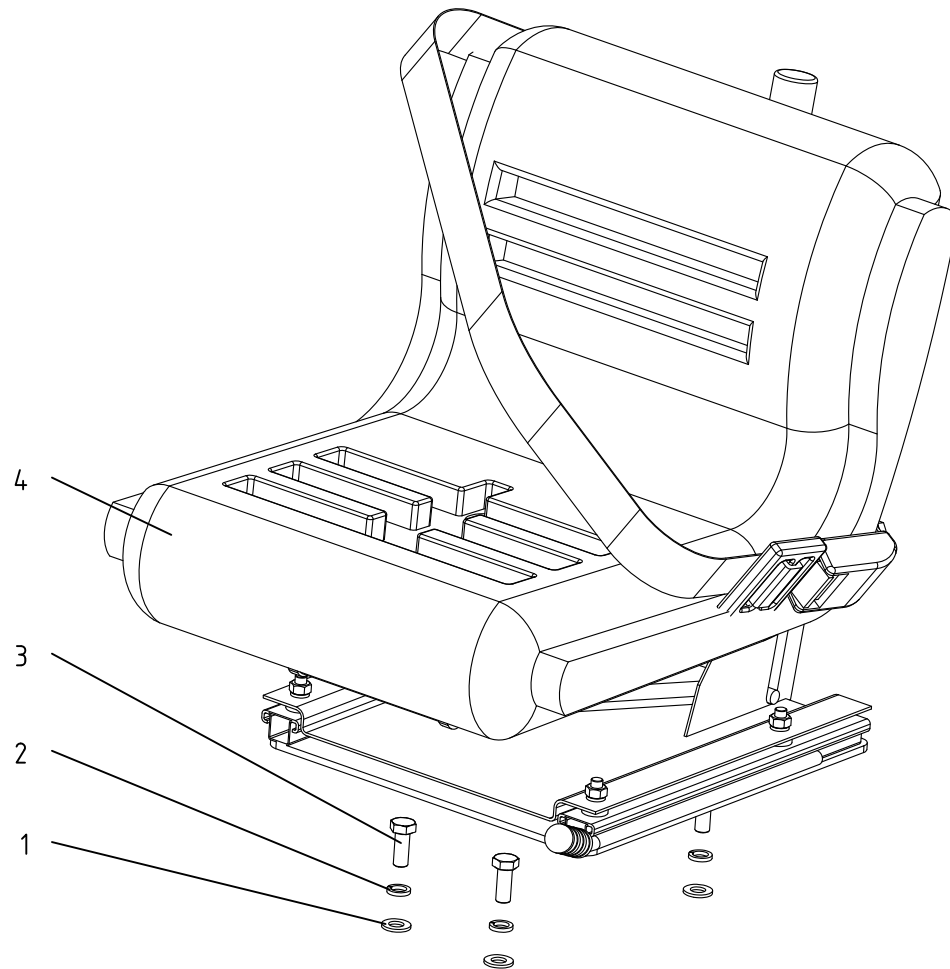
续表

Ser.No.	Part No.	名称及规格	Name & Specifications	Quantity	Remarks
50	GB/T5783-2000-M10×35	螺栓 M10×35	Hex. head bolt M10×35	1	
51	GB/T6170-2000-M10	螺母 M10	Hex. nut M10	1	
52	354G3.43.017	驻车制动操纵机构	Lugs control mechanism	1	
53	504G3.43.035	右连接套管焊合件	Right connect cannula weldment	1	
54	GB/T13527.2-1992-DT-14×0.6	DT-14×0.6	DT-14×0.6	1	L=23



# 19 座椅总成 Seat

504G3.44A.001



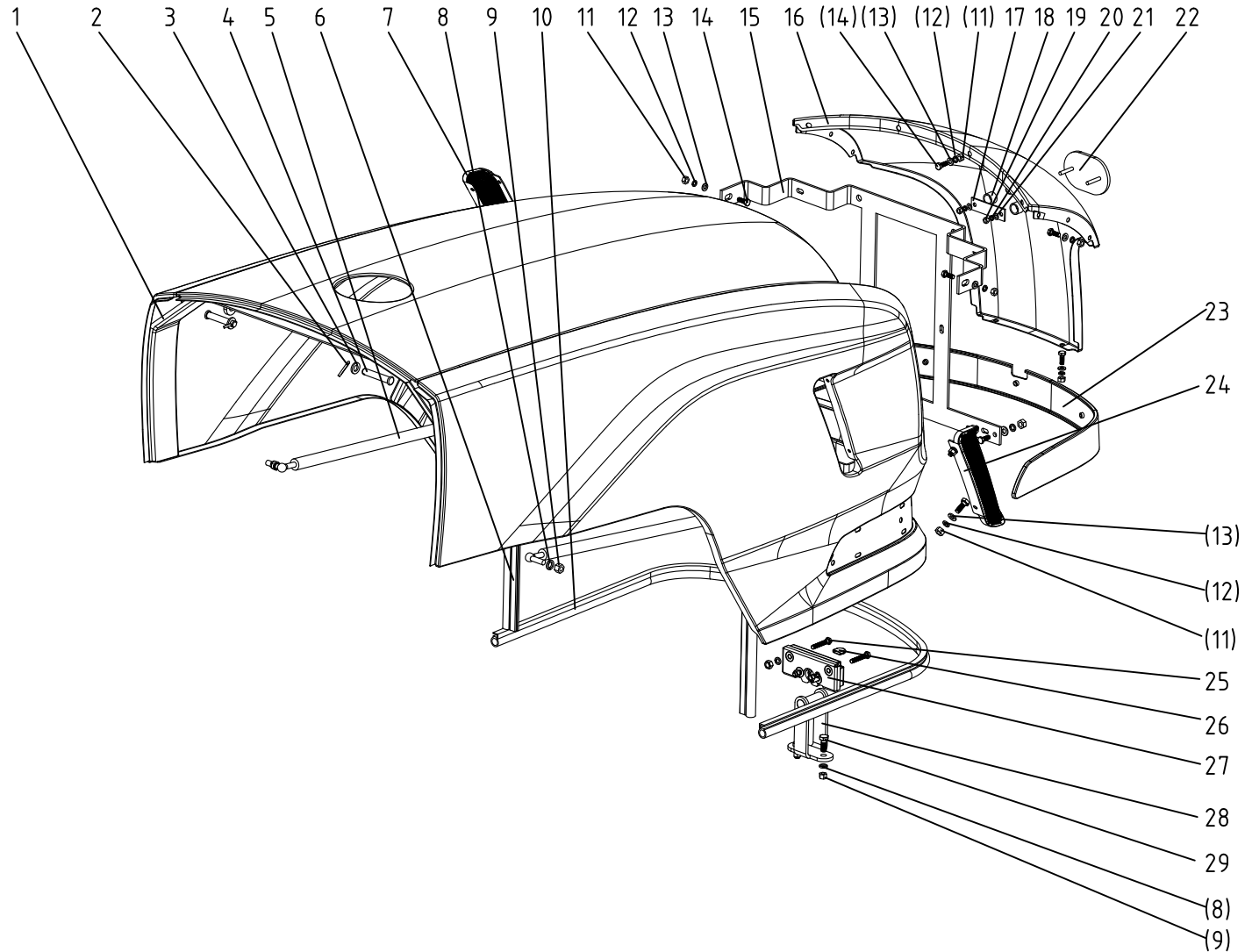
### 19 座椅总成 Seat

Ser.No.	Part No.	名称及规格	Name & Specifications	Quantity	Remarks
1	GB/T97.1-2002-8	垫圈 8	Plain washer 8	4	
2	GB/T93-1987-8	垫圈 8	Spring lock washer 8	4	
3	GB/T5783-2000-M8×25	螺栓 M8×25	Bolt M8×25	4	
4	504G3.44A.011	座椅 (YHG-05)	Seat(YHG-05)	1	

# 20.1 机罩仪表罩总成 (A)

## Hood and Panel (A)

504G3.47.001-1



### 20.1 机罩仪表罩总成 (A) Hood and Panel (A)

Ser.No.	Part No.	名称及规格	Name & Specifications	Quantity	Remarks
1	504G3.47.011	机罩焊合件	Engine Hood	1	
2	GB/T91-2000-3.2×30	销 3.2×30	Split pin 3.2×30	2	
3	GB/T97.1-2002-10	垫圈 10	Plain washer 10	2	
4	GB/T882-1986-B10×60	销轴 B10×60	Clevis pin with head B10×60	2	
5	(833635)/690×290×350N	压缩气弹簧	Gas spring	2	
6	TFT.70.012	30#密封条	Rubber bar	2	L=400
7	404-11.47.105	左侧风窗	Left radiator grill	1	
8	GB/T93-1987-8	垫圈 8	Spring lock washer 8	6	
9	GB/T6170-2000-M8	螺母 M8	Hex. Nut M8	4	
10	800.47.101	密封胶条	Rubber ring	1	L=1340
11	GB/T6170-2000-M6	螺母 M6	Hex. Nut M6	28	
12	GB/T93-1987-6	垫圈 6	Spring lock washer 6	28	
13	GB/T97.1-2002-6	垫圈 6	Plain washer 6	24	
14	GB/T5783-2000-M6×16	螺栓 M6×16	Hex. head bolt M6×16	16	
15	504-4.47A.014	灯支架焊合件	Bracket	1	
16	504-4.47A.103	前网板	Front cover	1	
17	300.47.113	标牌安装板	Brand mark plate carrier	1	
18	350.47A.104	标牌垫套	Brand mark cushion sleeve	2	
19	GB/T6170-2000-M5	螺母 M5	Hex. Nut M5	2	
20	GB/T93-1987-5	垫圈 5	Spring lock washer 5	2	
21	GB/T97.1-2002-5	垫圈 5	Plain washer 5	2	
22	550.47E.101	DF标牌	DF brand	1	
23	504G3.47.018	前围装饰板组合件	Front garnish	1	
24	404-11.47.106	右侧风窗	Right radiator grill	1	
25	GB/T5783-2000-M6×35	螺栓 M6×35	Hex. head bolt M6×35	4	

20.1 机罩仪表罩总成 (A) Hood and Panel (A)

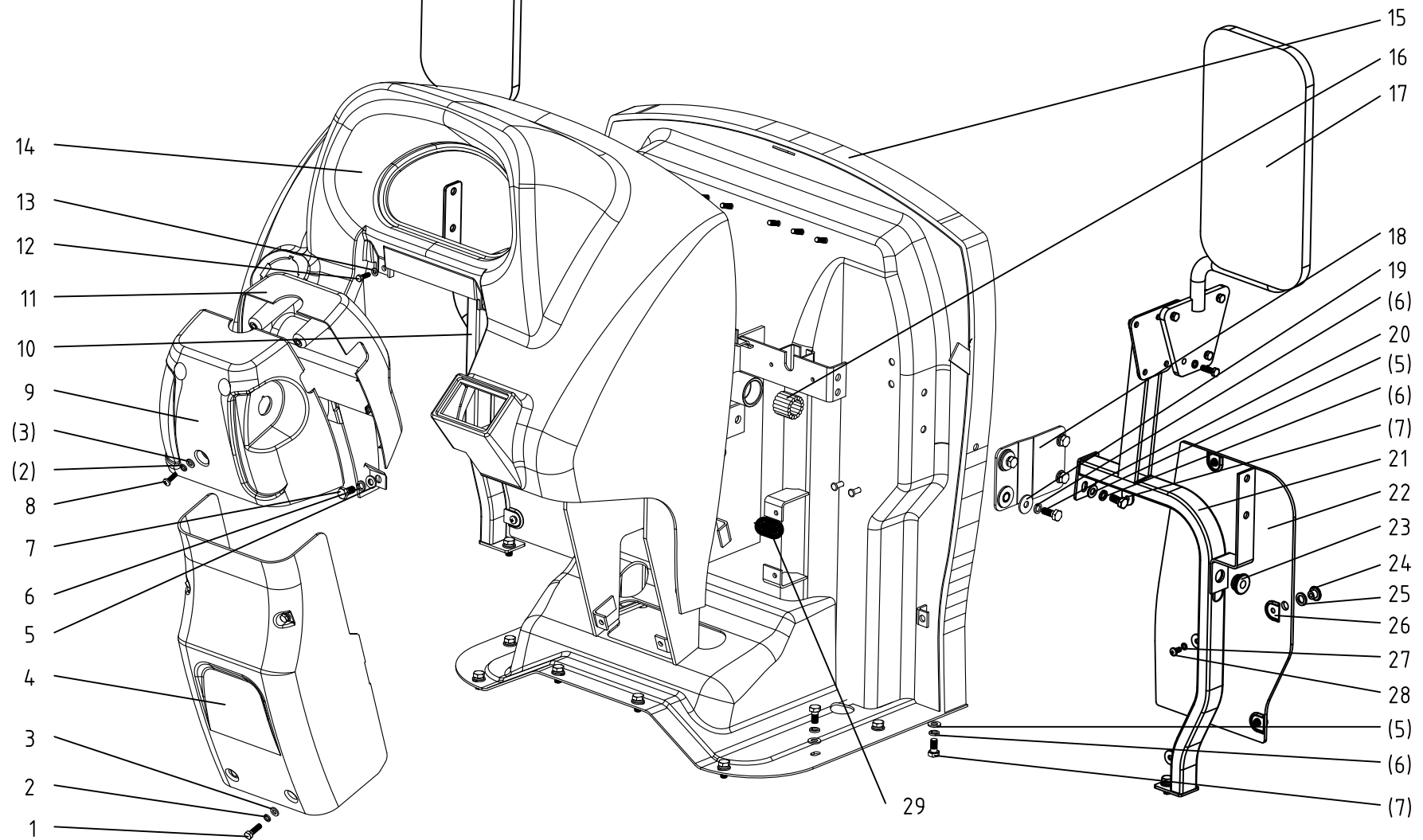
续表

Ser.No.	Part No.	名称及规格	Name & Specifications	Quantity	Remarks
26	550.47E.105-1	机罩锁套	Rubber sheath	1	
27	550.47E.026	机罩锁组合件	Hood lock	1	
28	504G3.47.023	锁销焊合件	Lockpin	1	
29	GB/T5783-2000-M8×20	螺栓 M8×20	Hex. head bolt M8×20	2	

## 20.2 机罩仪表罩总成 (B)

### Hood and Panel (B)

504G3.47.001-1



## 20.2 机罩仪表罩总成 (B) Hood and Panel (B)

Ser.No.	Part No.	名称及规格	Name & Specifications	Quantity	Remarks
1	GB/T5783-2000-M6×20	螺栓 M6×20	Hex. head bolt M6×20	12	
2	GB/T93-1987-6	垫圈 6	Spring lock washer 6	15	
3	GB/T97.1-2002-6	垫圈 6	Plain washer 6	16	
4	504G3.47.103	方向器底座罩壳	Redirector pedestal mantle	1	
5	GB/T97.1-2002-8	垫圈 8	Plain washer 8	22	
6	GB/T93-1987-8	垫圈 8	Spring lock washer 8	24	
7	GB/T5783-2000-M8×16	螺栓 M8×16	Hex. head bolt M8×16	16	
8	GB/T818-2000-M6×16	螺钉 M6×16	Philips pan head screw M6×16	3	
9	504G3.47.102	方向器后罩壳	Redirector back mantle	1	
10	504G3.47.016-2	左框架焊合件	Left frame clsss weldment	1	
11	504G3.47.014	方向器前罩壳组合件	Redirector forward mantle	1	
12	GB/T5783-2000-M5×16	螺栓 M5×16	Hex. head bolt M5×16	2	
13	GB/T97.1-2002-5	垫圈 5	Plain washer 5	2	
14	504G3.47.101	仪表罩	Engine Hood	1	
15	504G3.47.013	仪表罩框架焊合件	Hood frame clsss weldment	1	
16	GB/T5846-1989-K25×31×25	滚针轴承 K25×31×25	Needle bearing K25×31×25	2	
17	1B173821X0001	后视镜	Rearview mirror	2	
18	504G3.47.025	连接板组合件	Joint plate	2	
19	GB/T96-1985-8	垫圈 8	Plain washer 8	4	
20	GB/T5783-2000-M8×20	螺栓 M8×20	Hex. head bolt M8×20	8	
21	504G3.47.022-2	右框架焊合件	Right frame clsss weldment	1	
22	504G3.47.228	挡风玻璃	Windshield	2	
23	504G3.47.102	橡胶套	Rubber sheath	2	
24	504G3.47.225	玻璃固定用螺母M5	Hex. Nut M5	6	
25	504G3.47.226	玻璃固定用橡胶垫5	Rubber washer 5	6	

20.2 机罩仪表罩总成 (B) Hood and Panel (B)

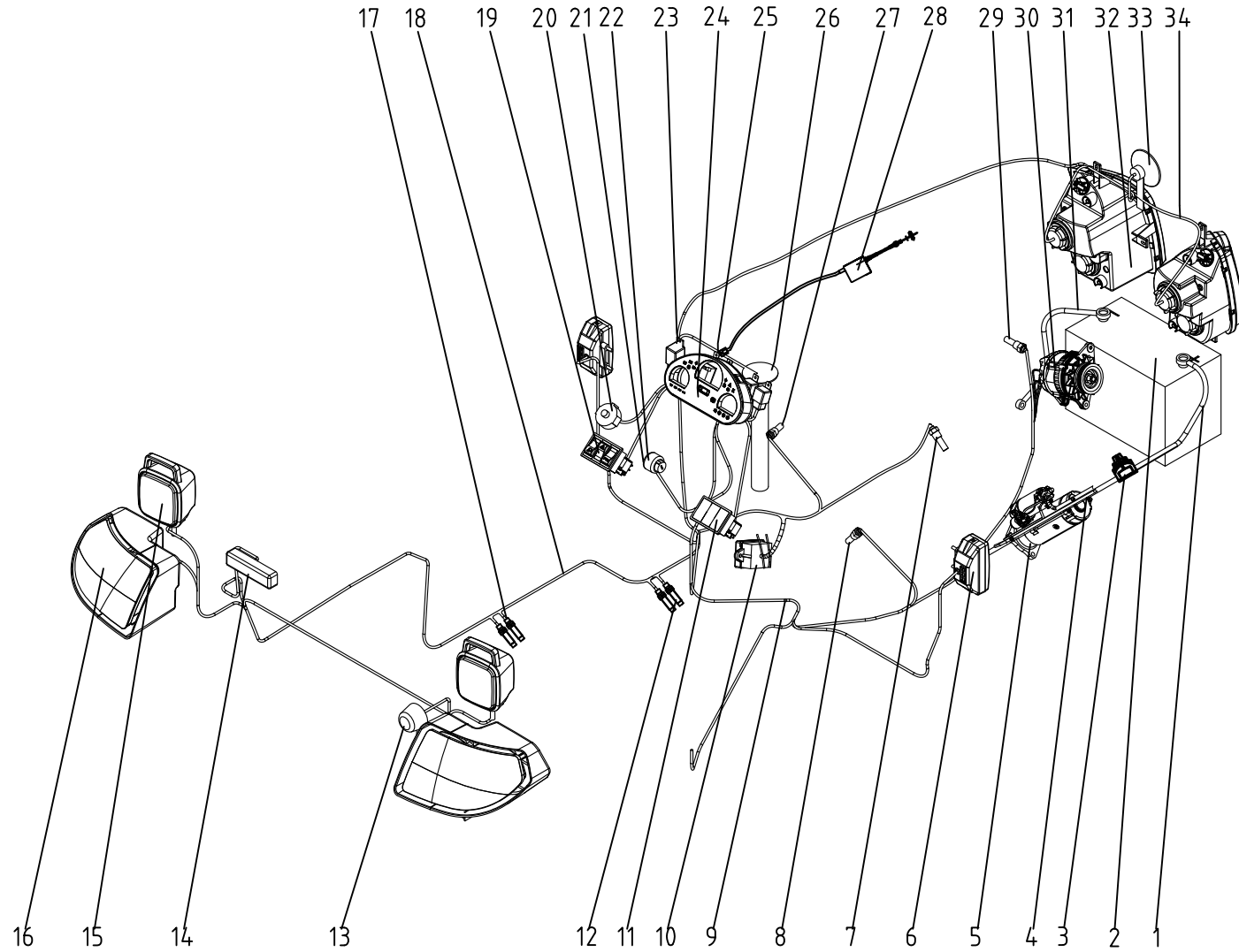
续表

Ser.No.	Part No.	名称及规格	Name & Specifications	Quantity	Remarks
26	504G3.47.227	玻璃固定用塑料垫5	Plastic washer 5	6	
27	GB/T93-1987-5	垫圈 5	Spring lock washer 5	6	
28	GB/T818-2000-M5×8	螺钉 M5×8	Philips pan head screw M5×8	6	
29	504G3.47.108	线束橡胶套	wiring harness rubber cover	1	



# 21.A 电气系统总成 Electrical System

504G3.48A.001



## 21. A 电气系统总成 Electrical System

Ser.No.	Part No.	名称及规格	Name & Specifications	Quantity	Remarks
1	504G3.48.016	蓄电池正极-总电源开关电缆总成	Elastic cable paper	1	
2	6-QW-80L	免维护蓄电池	Battery	1	
3	254G3.48.019	总电源开关 (DHKG904)	General supply switch	1	
4	504G3.48.017	起动-电源总开关连接电缆线	Elastic cable paper	1	
5	QD157A	起动电机	Starting motor	1	From engine
6	504G3.48.021	S116转向灯	Steering lamp	2	
7	504G3.48.104	油压传感器	Oil pressure sensor	1	
8	504G3.48.103	转速传感器 (M18×1.5)	rotation speed senser (M18×1.5)	1	
9	504G3.48A.012-1	主线束	Main wiring harness	1	
	504G3.48A.012A	主线束	Main wiring harness	1	国III
	504G3.48A.012B	主线束	Main wiring harness	1	水田机型
10	504G3.48.020	保险丝盒	Fuse box	1	
11	504G3.48.027	三联板开关盖板 (JK938A)		1	
12	504G3.48A.104A	PNP接近开关(耐高温)	approach switch	2	
13	JB3762-84	拖车插座	Tow truck jack	1	
14	300-6.48.019-1	牌照灯		1	
15	804-6.48.024	后工作灯	Tail lamp	2	
16	404-11.48.022/023	左/右后尾灯	Combination rear signal lamp	2	
17	504G3.48A.104	PNP接近开关	approach switch	2	
18	504G3.48A.013	挡泥板线束	Rear wiring harness	1	
19	504G3.48.026	三联板开关 (JK938A)	Caution light swich	1	
20	304G2-6.48.103	组合开关	Multi-function switch	1	
21	504G3.48.022	预热起动开关	Pre-heating starting switch	1	
22	504G3.48.105	起动开关标牌	Starting scutcheon	1	
23	HX-SG102A	复合报警闪光器	Flasher	1	

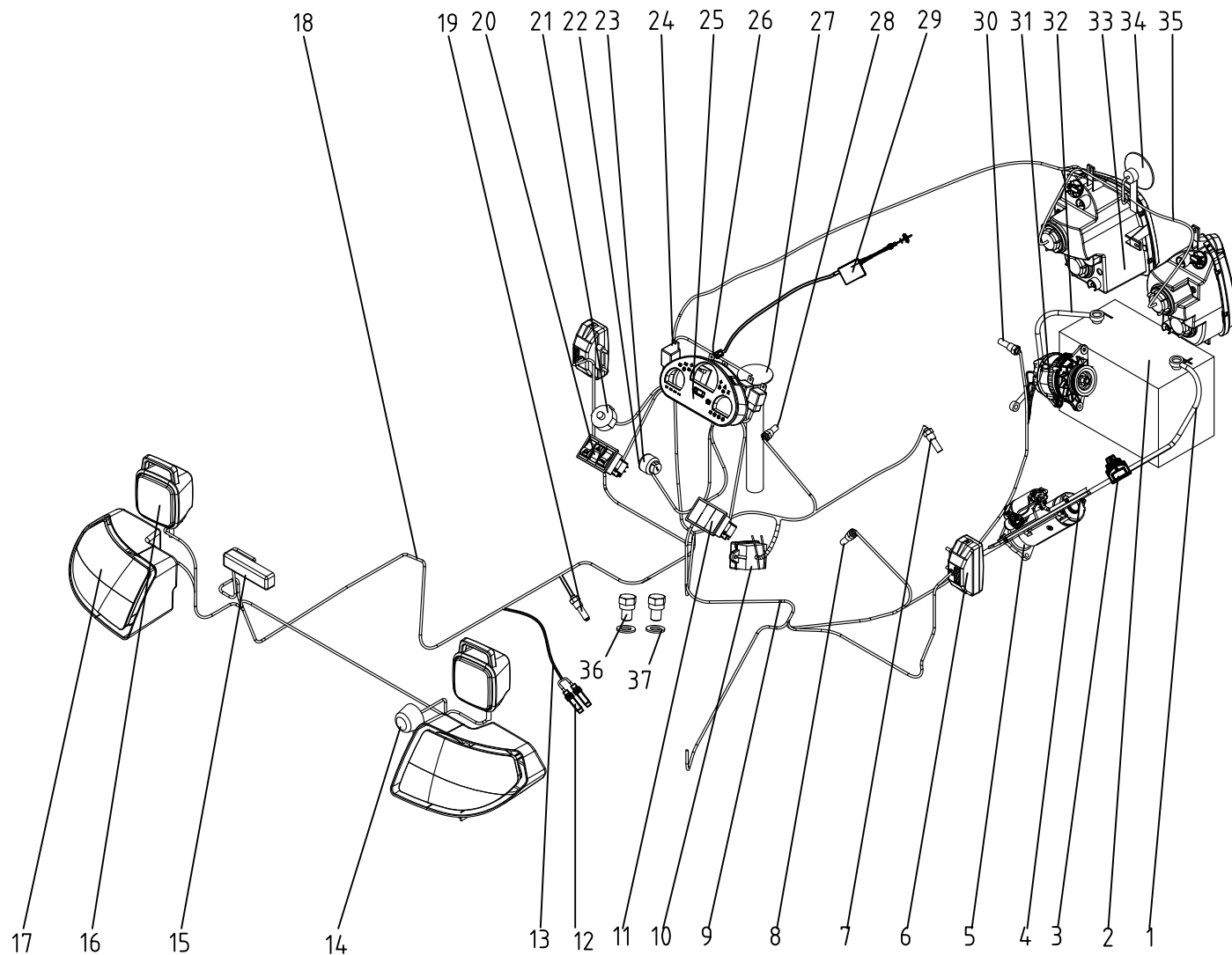
## 21. A 电气系统总成 Electrical System

续表

Ser.No.	Part No.	名称及规格	Name & Specifications	Quantity	Remarks
24	354G3.48.021A	组合仪表 (109齿)	Combination meter	1	
	354G3.48.021	组合仪表 (109齿)	Combination meter	1	504G3.80.001-1
	504G3.48A.021A	组合仪表 (109齿)	Combination meter	1	国III
	504G3.48A.021	组合仪表 (109齿)	Combination meter	1	504G3.80.001-1国III
25	1912型	继电器(五脚)	Starting relay	8	
26	504G3.48.101		Oil level sensor	1	
27	JK231B	制动灯开关 (常闭)	Brakelight switch	1	
28	404-9.48.020	电熄火器(泰国)	Electrucity stop (Thailand)	1	
29	504G3.48.102	水温传感器	Water temperature sensor	1	
30	JFZ1511	发电机	Generator	1	From engine
31	504G3.48.015	蓄电池负极电缆总成	Battery cable	1	
32	404-11.48.020/021	前左/右前大灯	Head lamp	2	
33	DL125	电喇叭	Electrucity horn	1	
34	504G3.48A.011	前线束	Front wiring harness	1	

# 21.B 电气系统总成 Electrical System

504G3.48B.001



## 21. B 电气系统总成 Electrical System

Ser.No.	Part No.	名称及规格	Name & Specifications	Quantity	Remarks
1	504G3.48.016	蓄电池正极-总电源开关电缆总成	Elastic cable paper	1	
2	6-QW-80L	免维护蓄电池	Battery	1	
3	254G3.48.019	总电源开关 (DHKG904)	General supply switch	1	
4	504G3.48.017	起动-电源总开关连接电缆线	Elastic cable paper	1	
5	QD157A	起动电机	Starting motor	1	From engine
6	504G3.48.021	S116转向灯	Steering lamp	2	
7	504G3.48.104	油压传感器	Oil pressure sensor	1	
8	504G3.48.103	转速传感器 (M18×1.5)	rotation speed senser (M18×1.5)	1	
9	504G3.48B.012	主线束	Main wiring harness	1	
	504G3.48B.012A	主线束	Main wiring harness	1	常柴国III
10	504G3.48.020	保险丝盒	Fuse box	1	
11	504G3.48.027	三联板开关盖板 (JK938A)		1	
12	504G3.48A.104	PNP接近开关	approach switch	2	
13	504G3.48B.015	PTO接近开关线束	PTO approach switch harness	1	
14	JB3762-84	拖车插座	Tow truck jack	1	
15	300-6.48.019-1	牌照灯		1	
16	804-6.48.024	后工作灯	Tail lamp	2	
17	404-11.48.022/023	左/右后尾灯	Combination rear signal lamp	2	
18	504G3.48A.013	挡泥板线束	Rear wiring harness	1	
19	JB1041	安全起动开关	Safe starting switch	1	
20	504G3.48.026	三联板开关 (JK938A)	Caution light swich	1	
21	304G2-6.48.103	组合开关	Multi-function switch	1	
22	504G3.48.022	预热起动开关	Pre-heating starting switch	1	
23	504G3.48.105	起动开关标牌	Starting scutcheon	1	

## 21.B 电气系统总成 Electrical System

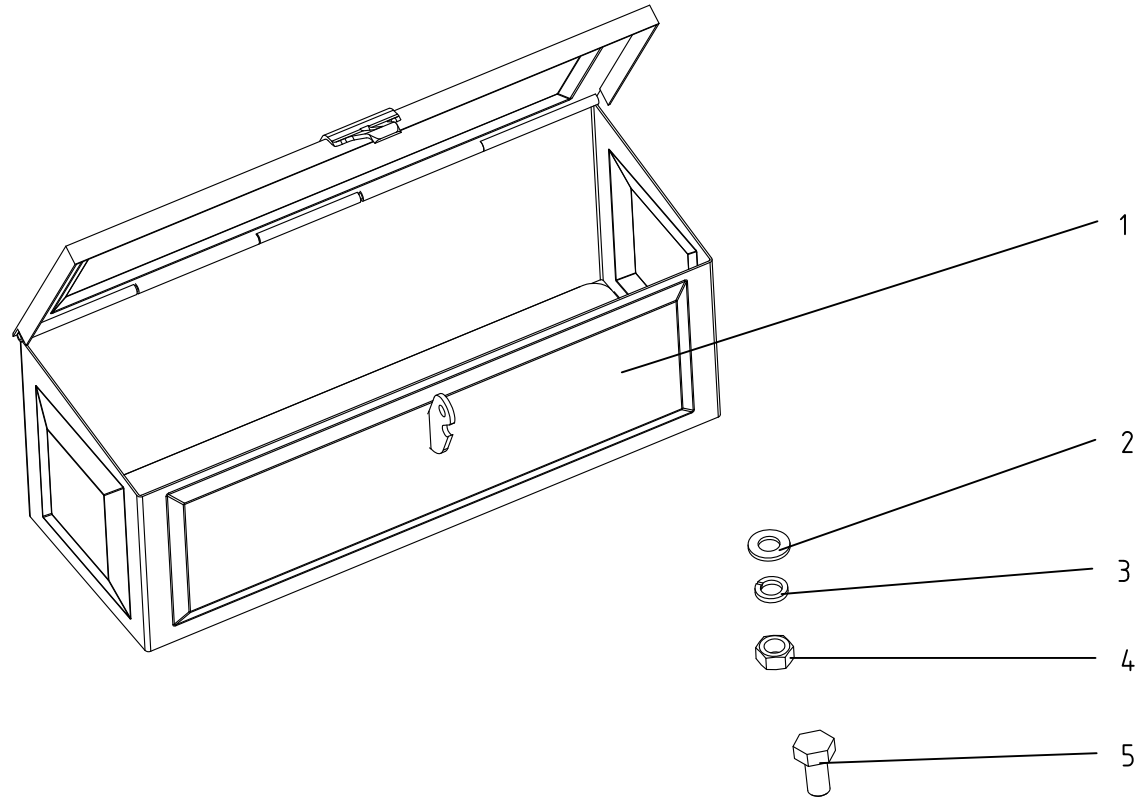
续表

Ser.No.	Part No.	名称及规格	Name & Specifications	Quantity	Remarks
24	HX-SG102A	复合报警闪光器	Flasher	1	
25	354G3.48.021A	组合仪表 (109齿)	Combination meter	1	
	354G3.48.021	组合仪表 (109齿)	Combination meter	1	504G3.80.001-1
	504G3.48A.021A	组合仪表 (109齿)	Combination meter	1	国III
	504G3.48A.021	组合仪表 (109齿)	Combination meter	1	504G3.80.001-1国III
26	1912型	继电器(五脚)	Starting relay	8	
27	504G3.48.101		Oil level sensor	1	
28	JK231B	制动灯开关 (常闭)	Brakelight switch	1	
29	404-9.48.020	电熄火器(泰国)	Electrucity stop (Thailand)	1	
30	504G3.48.102	水温传感器	Water temperature sensor	1	
31	JFZ1511	发电机	Generator	1	From engine
32	504G3.48.015	蓄电池负极电缆总成	Battery cable	1	
33	404-11.48.020/021	前左/右前大灯	Head lamp	2	
34	DL125	电喇叭	Electrucity horn	1	
35	504G3.48A.011	前线束	Front wiring harness	1	
36	504G3.48B.201	螺塞	Plug screw	2	
37	JB-FT-CU-12	组合铜垫圈 12	Combination washer 20	2	

## 22 工具箱总成

Toolbox

450.49.001



## 22 工具箱总成 Toolbox

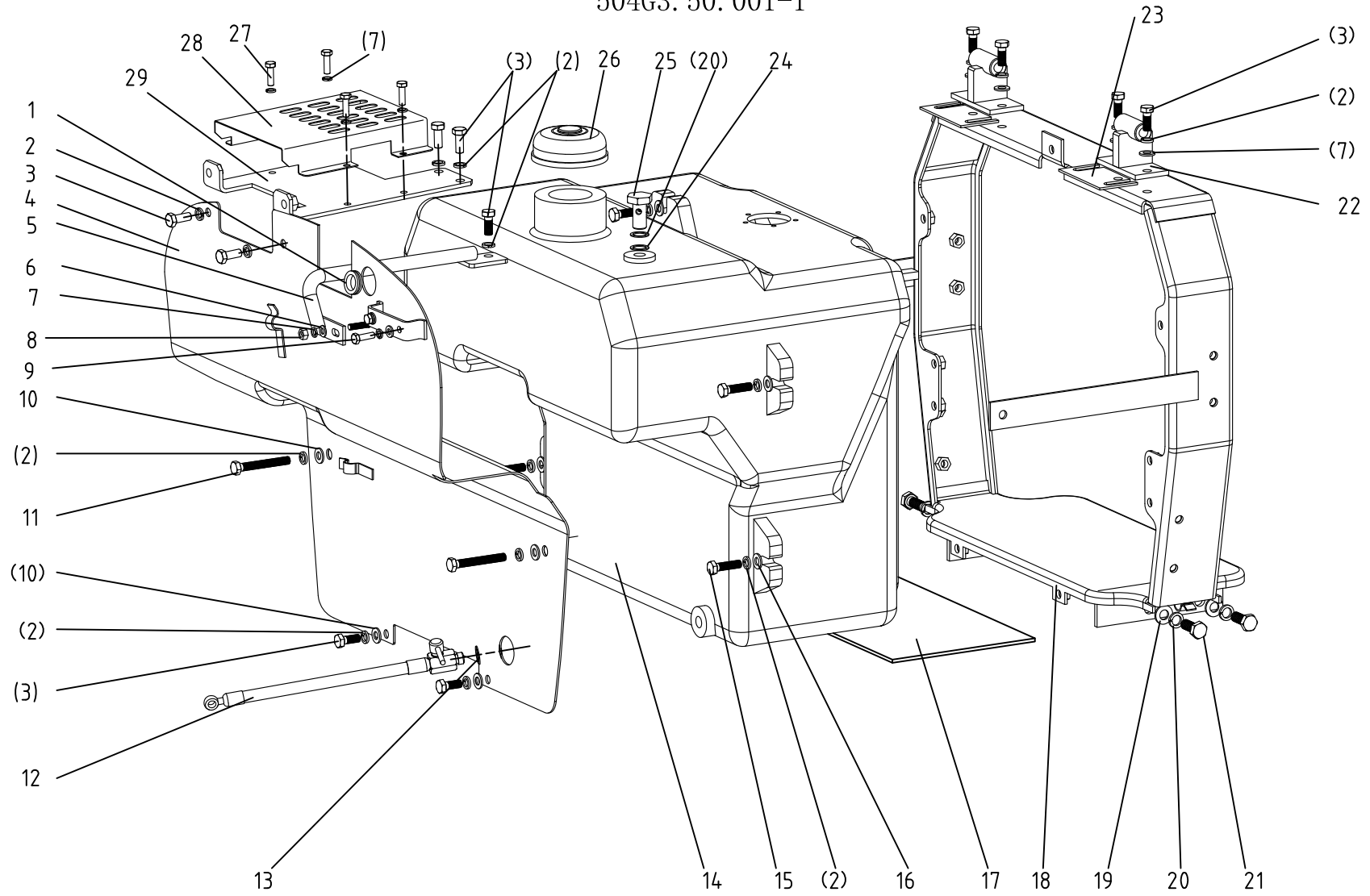
Ser.No.	Part No.	名称及规格	Name & Specifications	Quantity	Remarks
1	450.49.001	工具箱	Toolbox	1	
2	GB/T97.1-2002-8	垫圈 8	Plain washer 8	2	
3	GB/T93-1987-8	垫圈 8	Spring lock washer 8	2	
4	GB/T6170-2000-M8	螺母 M8	Hex. nut M8	2	
5	GB/T5783-2000-M8×16	螺栓 M8×16	Hex. head bolt M8×16	2	



# 23 燃油箱总成

## Fuel Tank

504G3. 50. 001-1



### 23 燃油箱总成 Fuel Tank

Ser.No.	Part No.	名称及规格	Name & Specifications	Quantity	Remarks
1	504G3.50.116	油箱回油护圈	Fuel tank oil return retainer	1	
2	GB/T93-1987-8	垫圈 8	Spring lock washer 8	24	
3	GB/T5783-2000-M8×20	螺栓 M8×20	Hex. head bolt M8×20	13	
4	504G3.50.013-1	隔热板焊合件	Adiabatic board	1	
5	504G3.50.016	油箱支架撑杆焊合件	Knighthead	1	
6	GB/T97.1-2002-6	垫圈 6	Plain washer 6	3	
7	GB/T93-1987-6	垫圈 6	Spring lock washer 6	7	
8	GB/T6170-2000-M6	螺母 M6	Hex. nut M6	7	
9	GB/T5783-2000-M6×16	螺栓 M6×16	Hex. head bolt M6×16	2	
10	GB/T97.1-2002-8	垫圈 8	Plain washer 8	12	
11	GB/T5783-2000-M8×60	螺栓 M8×60	Hex. head bolt M8×60	6	
12	850-2.50.020	胶管总成	Pipe	1	
13	JB-FT-CU-14	组合密封铜垫圈 14	Combination washer 14	1	
14	354G3.50.011	燃油箱合件	Fuel tank	1	
15	GB/T5783-2000-M8×30	螺栓 M8×30	Hex. head bolt M8×30	5	
16	304G2-6.50.101	油箱垫圈	Fuel tank plain washer	5	
17	504G3.50.115	橡胶垫板	Rubber pad	1	
18	504G3.50.012	油箱支架焊合件	Fuel tank cradle	1	
19	GB/T97.1-2002-10	垫圈 10	Plain washer 10	4	
20	GB/T93-1987-10	垫圈 10	Spring lock washer 10	4	
21	GB/T5783-2000-M10×25	螺栓 M10×25	Hex. head bolt M10×25	4	
22	504G3.50.015	固定座焊合件	Fix plate	2	
23	504G3.50.180	固定座调整板	Fix plate adjust	按需	
24	JB-FT-CU-12	组合密封铜垫圈 12	Combination washer 12	2	
25	JB/T6013-2000-M12×1.25	铰接螺栓 M12×1.25	Hollow hex.head bolt M12×1.25	1	

### 23 燃油箱总成 Fuel Tank

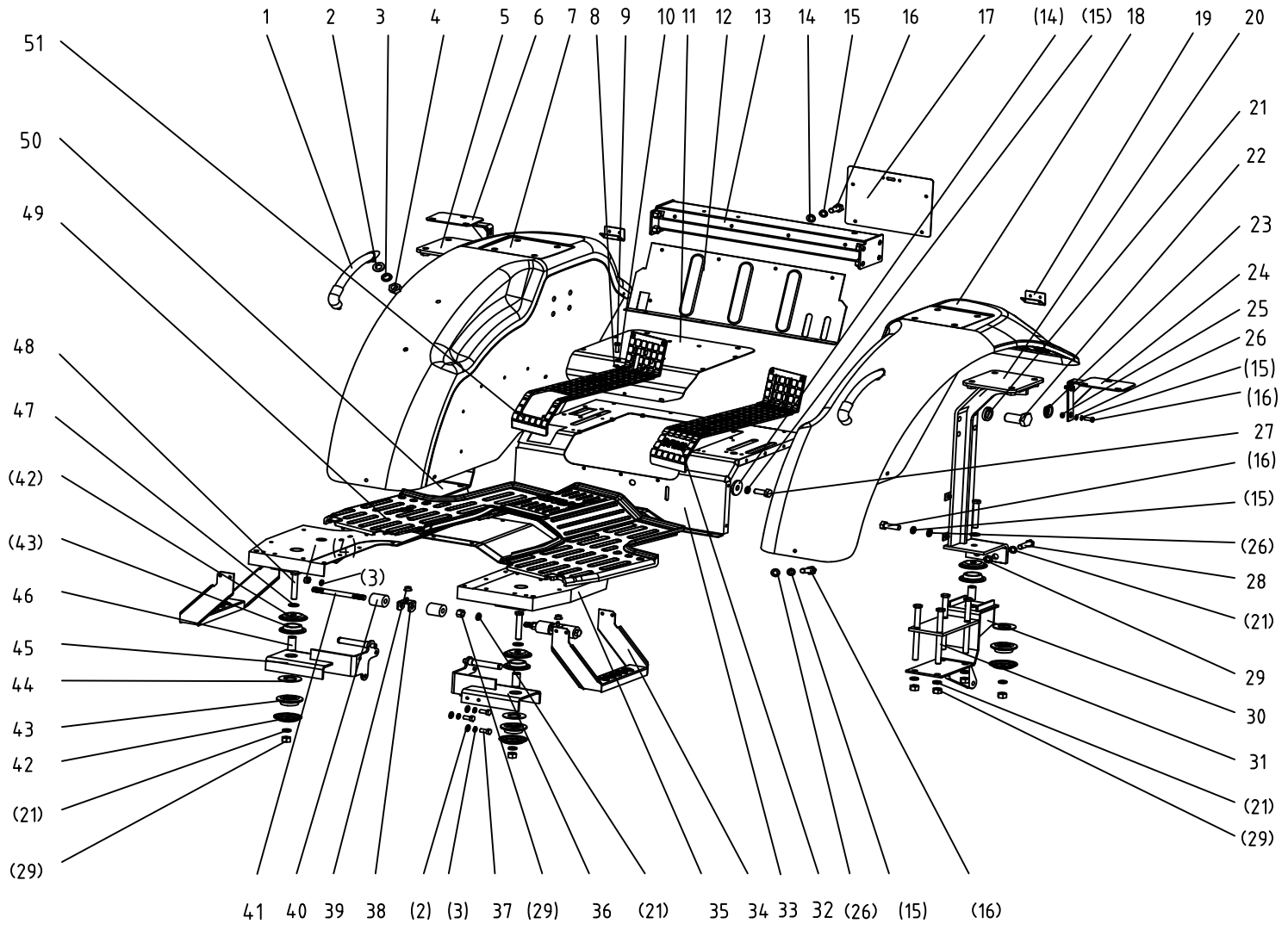
续表

Ser.No.	Part No.	名称及规格	Name & Specifications	Quantity	Remarks
26	DF-4268	油箱盖	Fuel tank cap	1	
27	GB/T5783-2000-M6×20	螺栓 M6×20	Hex. head bolt M6×20	4	
28	504G3.50.130	ECU保护盖板	ECU cover board	1	国三
29	504G3.50.017	ECU固定板焊合件	ECU installation	1	国三

# 24.A 地板挡泥板总成

## Foot Mud Shields Rest

504G3.51.001



### 24. A 地板挡泥板总成 Foot Mud Shields Rest

Ser.No.	Part No.	名称及规格	Name & Specifications	Quantity	Remarks
1	550.51D.101	扶手组合件	Handle hold	2	
2	GB/T97.1-2002-12	垫圈 12	Plain washer 12	10	
3	GB/T93-1987-12	垫圈 12	Spring lock washer 12	12	
4	GB/T6170-2000-M12	螺母 M12	Hex. nut M12	6	
5	504G3.51.018A-1	右后柱焊合件	Right-rear stanchion	1	
6	404-11.51.026	右尾灯安装架焊合件	Right taillight bracket rest	1	
7	504G3.51.031A	右挡泥板焊合件	Right mud Shield	1	
8	GB/T97.1-2002-6	垫圈 6	Plain washer 6	12	
9	GB/T5783-2000-M6×16	螺栓 M6×16	Hex. head bolt M6×16	12	
10	GB/T93-1987-6	垫圈 6	Spring lock washer 6	12	
11	504G3.51.015	座椅支板焊合件	Seat plank	1	
12	504G3.51.024	后围板焊合件	Squab panel	1	
13	504G3.51.023	后横梁焊合件	Rear crossbeam	1	
14	GB/T5287-2002-8	垫圈 8	Plain washer 8	16	
15	GB/T93-1987-8	垫圈 8	Spring lock washer 8	55	
16	GB/T5783-2000-M8×25	螺栓 M8×25	Hex. head bolt M8×25	37	
17	504G3.51.107	牌照衬板	License plate scaleboard	1	
18	504G3.51.021A	左挡泥板焊合件	Left mud Shield	1	
19	404-11.51.107	后反射器安装板	Glisten implement board	2	
20	504G3.51.017A-1	左后柱焊合件	Left-rear stanchion	1	
21	GB/T93-1987-16	垫圈 16	Spring lock washer 16	26	
22	GB/T5783-2000-M16×40	螺栓 M16×40	Hex. head bolt M16×40	8	
23	550-1.47.104	电瓶线护圈	Electrical wire guard ring	2	
24	404-11.51.025	左尾灯安装架焊合件	Left taillight bracket rest	1	
25	GB/T6170-2000-M8	螺母 M8	Hex. nut M8	4	

## 24. A 地板挡泥板总成 Foot Mud Shields Rest

续表

Ser.No.	Part No.	名称及规格	Name & Specifications	Quantity	Remarks
26	GB/T97.1-2002-8	垫圈 8	Plain washer 8	39	
27	GB/T5783-2000-M8×20	螺栓 M8×20	Hex. head bolt M8×20	18	
28	GB/T5783-2000-M16×60	螺栓 M16×60	Hex. head bolt M16×60	4	
29	GB/T6170-2002-M16	螺母 M16	Hex. nut M16	18	
30	504G3.51.016-1	后支承焊合件 (左)	Rear bracket (left)	1	
31	GB/T5782-2000-M16×210	螺栓 M16×210	Hex. head bolt M16×210	8	
32	504G3.51.108-1	操纵杆左盖板	Left joy stick cover board	1	
33	504G3.51.014-1	后地板焊合件	rear foot rest	1	
34	504G3.51.011-1	踏梯焊合件	Ladder frame	2	
35	504G3.45.012	前地板焊合件	Front foot rest	1	
36	504G3.45.022	左前支承焊合件	Left-front backstop	1	
37	GB/T5783-2000-M12×25	螺栓 M12×25	Hex. head bolt M12×25	6	
38	504G3.51.036	中支承定位焊合件	Orientation part for middle bearing	2	
39	504G3.51.102	橡胶套	Rubber sheath	3	
40	504G3.51.162	支承圈	Rubber bearing	4	
41	504G3.51.163	固定螺栓	Hex. head bolt	2	
42	504G3.51.123	护罩	Damping protecting cover	8	
43	504G3.51.124	减震圈	Rubber damping ring	8	
44	504G3.51.126	垫圈	Washer	4	
45	504G3.45.019	右前支承焊合件	Right-front backstop	1	
46	504G3.51.125	护套	Damping block sleeve	4	
47	GB/T97.1-1987-16	垫圈 16	Plain washer 16	4	
48	GB/T5782-2000-M16×100	螺栓 M16×100	Hex. head bolt M16×100	4	
49	504G3.51.101	前地板橡胶垫	Rubber floor	1	

24. A 地板挡泥板总成 Foot Mud Shields Rest

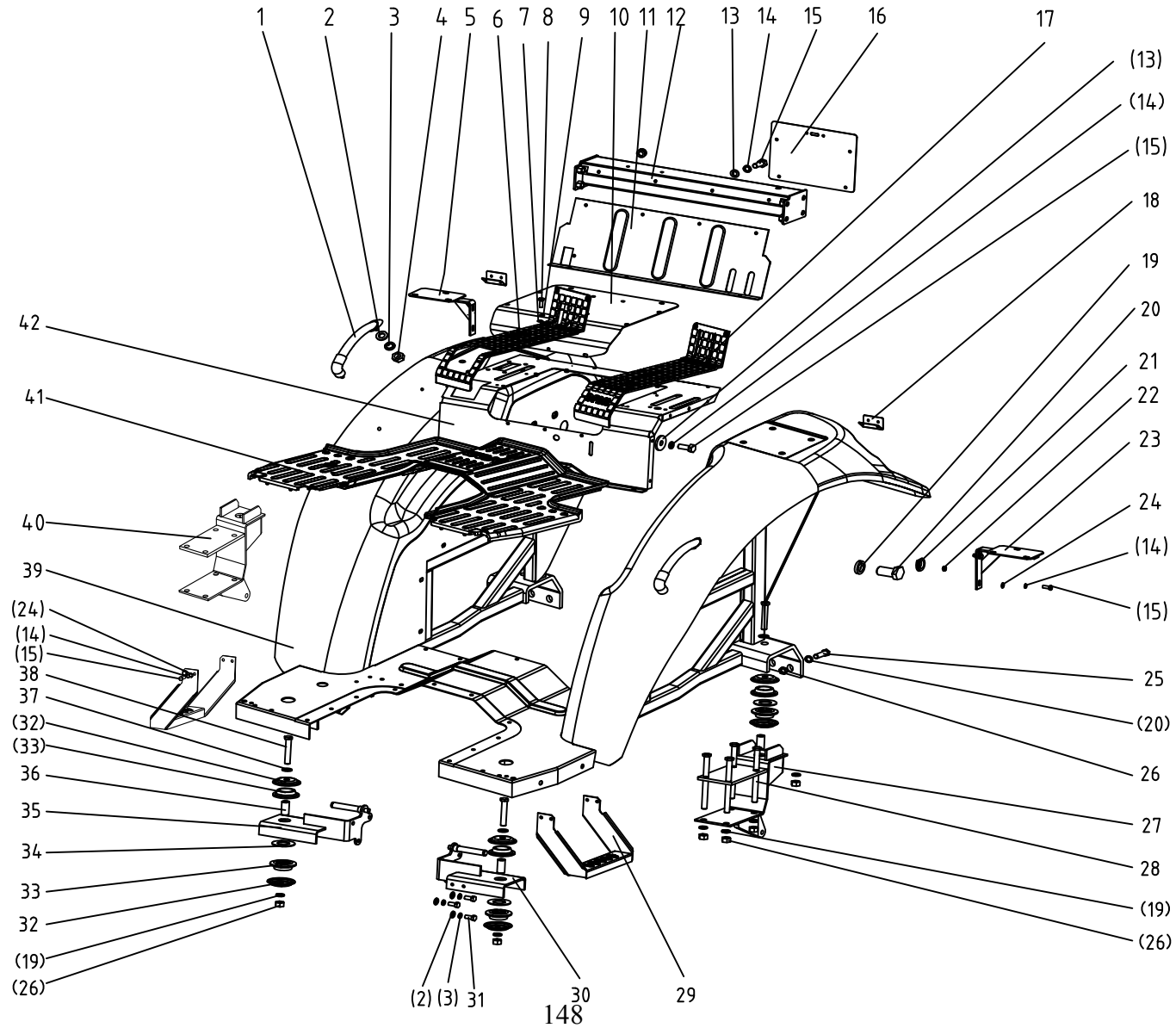
续表

Ser.No.	Part No.	名称及规格	Name & Specifications	Quantity	Remarks
50	504G3.51.032-1	后支承焊合件（右）	Rear bracket（right）	1	
51	504G3.51.109-1	操纵杆右盖板	Right joy stick cover board	1	

# 24. B 地板挡泥板总成

## Foot Mud Shields Rest

504G3. 51. 001-1





### 24. B 地板挡泥板总成 Foot Mud Shields Rest

Ser.No.	Part No.	名称及规格	Name & Specifications	Quantity	Remarks
1	550.51D.101	扶手组合件	Handle hold	2	
2	GB/T97.1-2002-12	垫圈 12	Plain washer 12	10	
3	GB/T93-1987-12	垫圈 12	Spring lock washer 12	10	
4	GB/T6170-2000-M12	螺母 M12	Hex. nut M12	4	
5	404-11.51.026	右尾灯安装架焊合件	Right taillight bracket rest	1	
6	504G3.51.109-1	操纵杆右盖板	Right joy stick cover board	1	
7	GB/T97.1-2002-6	垫圈 6	Plain washer 6	12	
8	GB/T5783-2000-M6×16	螺栓 M6×16	Hex. head bolt M6×16	12	
9	GB/T93-1987-6	垫圈 6	Spring lock washer 6	12	
10	504G3.51.015	座椅支板焊合件	Seat plank	1	
11	504G3.51.024	后围板焊合件	Squab panel	1	
12	504G3.51.023	后横梁焊合件	Rear crossbeam	1	
13	GB/T5287-2002-8	垫圈 8	Plain washer 8	16	
14	GB/T93-1987-8	垫圈 8	Spring lock washer 8	48	
15	GB/T5783-2000-M8×25	螺栓 M8×25	Hex. head bolt M8×25	48	
16	504G3.51.107	牌照衬板	License plate scaleboard	1	
17	504G3.51.108-1	操纵杆左盖板	Left joy stick cover board	1	
18	404-11.51.107	后反射器安装板	Glisten implement board	2	
19	GB/T93-1987-16	垫圈 16	Spring lock washer 16	26	
20	GB/T5783-2000-M16×40	螺栓 M16×40	Hex. head bolt M16×40	8	
21	550-1.47.104	电瓶线护圈	Electrical wire guard ring	2	
22	GB/T6170-2000-M8	螺母 M8	Hex. nut M8	4	
23	404-11.51.025	左尾灯安装架焊合件	Left taillight bracket rest	1	
24	GB/T97.1-2002-8	垫圈 8	Plain washer 8	32	
25	GB/T5783-2000-M16×60	螺栓 M16×60	Hex. head bolt M16×60	4	

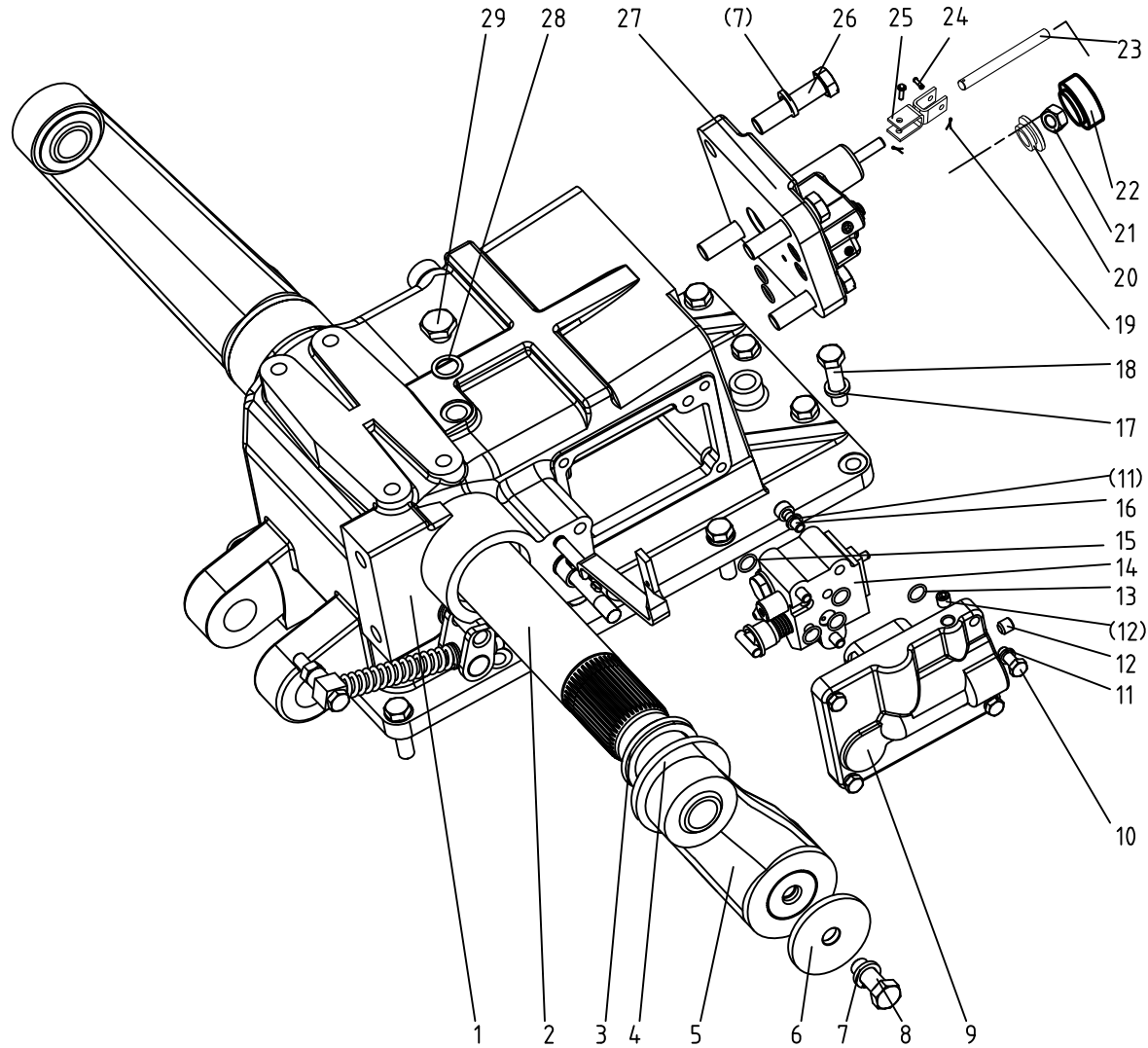
## 24. B 地板挡泥板总成 Foot Mud Shields Rest

续表

Ser.No.	Part No.	名称及规格	Name & Specifications	Quantity	Remarks
26	GB/T6170-2002-M16	螺母 M16	Hex. nut M16	12	
27	504G3.51.016-2	后支承焊合件 (左)	Rear bracket (left)	1	
28	GB/T5782-2000-M16×210	螺栓 M16×210	Hex. head bolt M16×210	8	
29	504G3.51.011-1	踏梯焊合件	Ladder frame	2	
30	504G3.45.022-1	左前支承焊合件	Left-front backstop	1	
31	GB/T5783-2000-M12×25	螺栓 M12×25	Hex. head bolt M12×25	6	
32	504G3.51.123	护罩	Damping protecting cover	8	
33	504G3.51.124	减震圈	Rubber damping ring	8	
34	504G3.51.127	橡胶垫	Rubber washer	4	
35	504G3.45.019-1	右前支承焊合件	Right-front backstop	1	
36	504G3.51.125	护套	Damping block sleeve	4	
37	GB/T97.1-1987-16	垫圈 16	Plain washer 16	4	
38	GB/T5782-2000-M16×100	螺栓 M16×100	Hex. head bolt M16×100	4	
39	504G3.51.010-1	地板框架焊合件	floor frame weld	1	
40	504G3.51.032-2	后支承焊合件 (右)	Rear bracket (right)	1	
41	504G3.51.101	前地板橡胶垫	Rubber floor	1	
42	504G3.51.014-1	后地板焊合件	rear foot rest	1	

25.A.1 提升器总成 (A)  
Hydraulic Power Lift (A)

504G3.55.001



25. A. 1 提升器总成 (A) Hydraulic Power Lift (A)

Ser.No.	Part No.	名称及规格	Name & Specifications	Quantity	Remarks
1	504G3.55.011	提升器壳体压合件	Lift case assembly	1	
2	504G3.55.131	提升轴	Lift shaft	1	
3	504G3.55.130	油封 FB48×65×10	Oil envelop FB48×65×10	2	
4	504G3.55.129	外提升器隔圈	Washer	2	
5	504G3.55.020	提升臂合件	Lift arm assembly	2	
6	504G3.55.128	外提升臂挡板	Baffle	2	
7	GB/T93-1987-14	垫圈 14	Spring washer 14	6	
8	GB/T5786-2000-M14×1.5×35	螺栓 M14×1.5×35	Hex. head bolt M14×1.5×35	2	10.9
9	504G3.55.123	分配器盖	Distributor cover	1	
10	GB/T5783-2000-M8×30	螺栓 M8×30	Hex. head bolt M8×30	4	
11	GB/T93-1987-8	垫圈 8	Spring washer 8	4	
12	JB/ZQ4447-2006-NPT 1/8	螺塞 NPT 1/8	Screw plug NPT 1/8	2	
13	GB/T3542.1-1992-12.5×1.80	O形圈 12.5×1.80	O-ring seal 12.5×1.80	5	
14	504G3.55.015	分配器总成	Distributor	1	
15	GB/T3542.1-1992-10×1.8	O形圈 10×1.8	O-ring seal 12.5×1.80	1	
16	GB/T70.1-2000-M8×20	螺钉 M8×20	Hex. socketed cap screw M8×20	3	
17	GB/T93-1987-12	垫圈 12	Spring washer 12	12	
18	GB/T5783-2000-M12×40	螺栓 M12×40	Hex. head bolt M12×45	14	10.9
19	GB/T91-2000-1.6×10	销 1.6×10	Split pin 3.2×28	2	
20	504G3.55.310	橡胶套	rubber sleeve	1	
21	GB/T6172.1-2000-M8	螺母 M8	Hex. nut M8	1	
22	504G3.55.058	调节阀手柄合件	Handwheel assembly	1	
23	504G3.55.311	手轮接杆	Handwheel rod	1	
24	GB/T882-2008-B4×18	销轴 B4×18	Pin shaft B4×18	2	
25	504G3.55.059	万向接头焊合件	universal joint assembly	1	

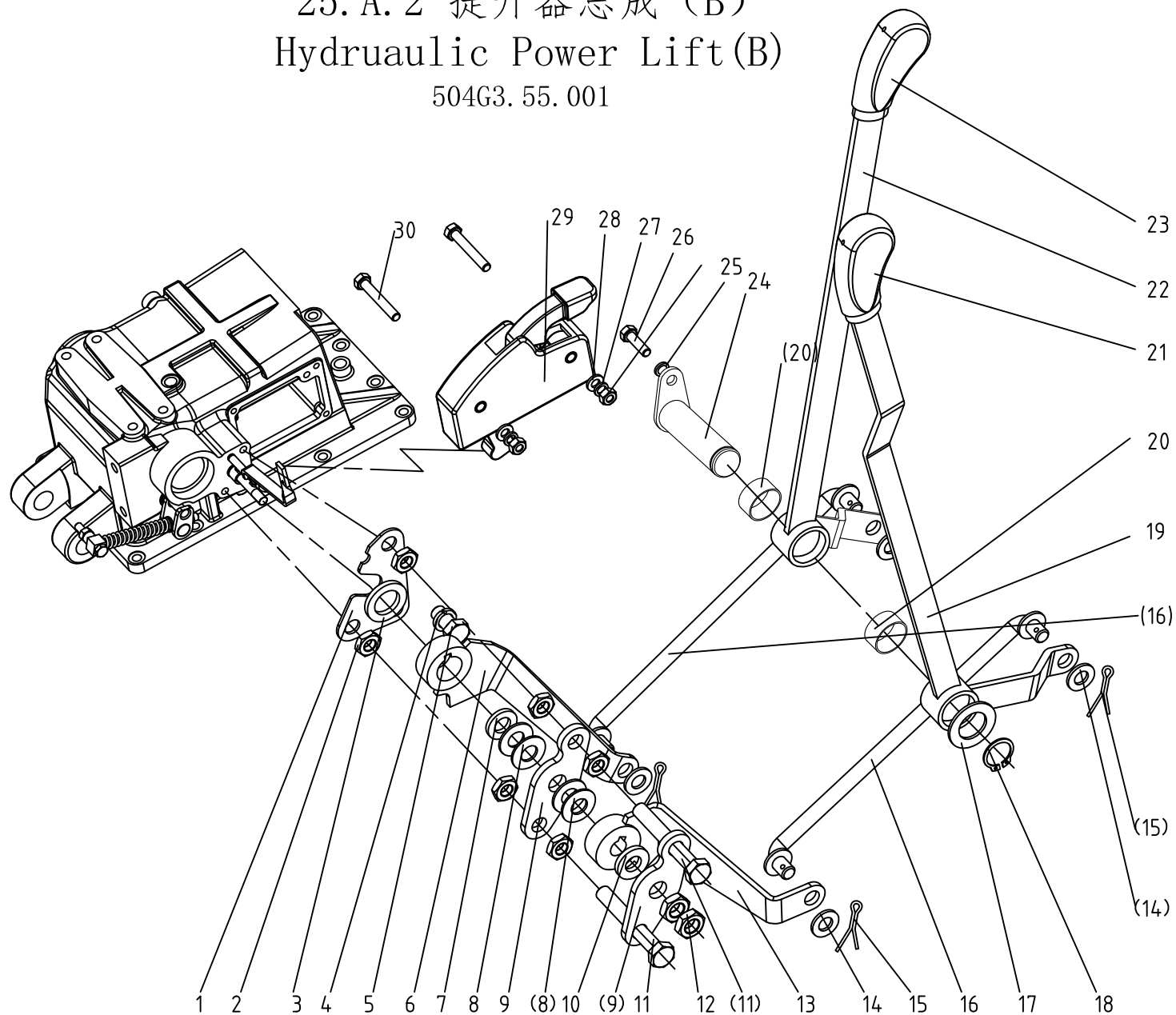
25. A. 1 提升器总成 (A) Hydraulic Power Lift (A)

续表

Ser.No.	Part No.	名称及规格	Name & Specifications	Quantity	Remarks
26	GB/T5785-2000-M14×1.5×50	螺栓 M14×1.5×50	Hex. head bolt M14×1.5×50	4	10.9
27	504G3.55.038	油缸盖组件	Cylinder cover assembly	1	
28	JB-FT-CU-16	组合密封铜垫圈 16	Combination washer 16	1	
29	QC/T376-1999-M16×1.5	螺塞 M16×1.5	Plug M16×1.5	1	

25. A. 2 提升器总成 (B)  
Hydraulic Power Lift (B)

504G3.55.001



25. A. 2 提升器总成 (B) Hydraulic Power Lift (B)

Ser.No.	代号 Part No.	名称及规格	Name & Specifications	Quantity	Remarks
1	504G3.55.148	操纵轴固定板	Rivet plate	1	
2	GB/T6172.1-2000-M10	螺母 M10	Hex. nut M10	6	
3	504G3.55.146	大摩擦片	Big rub patch	1	
4	GB/T93-1987-10	垫圈 10	Spring washer 10	1	
5	GB/T5783-2000-M10×20	螺栓 M10×20	Hex. head bolt M10×20	1	
6	504G3.55.032	力调节摇臂焊合件	Adjusting rocker F	1	
7	504G3.55.143	垫圈 12	Plain washer 12	1	
8	504G3.55.141	蝶形弹簧	Dishing spring	4	
9	504G3.55.135	操纵轴限位板	Restrict plate	2	
10	504G3.55.139	小摩擦片	Small rub patch	1	
11	GB/T5783-2000-M10×70	螺栓 M10×70	Hex. head bolt M10×70	2	8.8
12	GB/T6173-2000-M12×1.5	螺母 M12×1.5	Hex. nut M12×1.5	2	
13	504G3.55.031	位调节摇臂焊合件	Adjusting rocker P	1	
14	GB/T97.1-2002-10	垫圈 10	Plain washer 10	4	
15	GB/T91-2000-3.2×28	销 3.2×28	Split pin 3.2×28	4	
16	504G3.55.021	拉杆焊合件	Pole	2	
17	800.58B.104	隔圈	Spacer	3	
18	GB/T894.1-1986-20	挡圈 20	Circlip for shaft 20	1	
19	504G3.55.052	位调节操纵杆焊合件	Joy stick assembly P	1	
20	504G3.55.218	衬套 (20×20)	Bushing (20×20)	2	
21	504G3.55.113	位置控制手柄	Handle P	1	
22	504G3.55.053	力调节操纵杆焊合件	Joy stick assembly F	1	
23	504G3.55.114	阻力控制手柄	Handle F	1	
24	504G3.55.014	销轴焊合件	Pin shaft	1	
25	GB/T93-1987-6	垫圈 6	Spring washer 6	3	

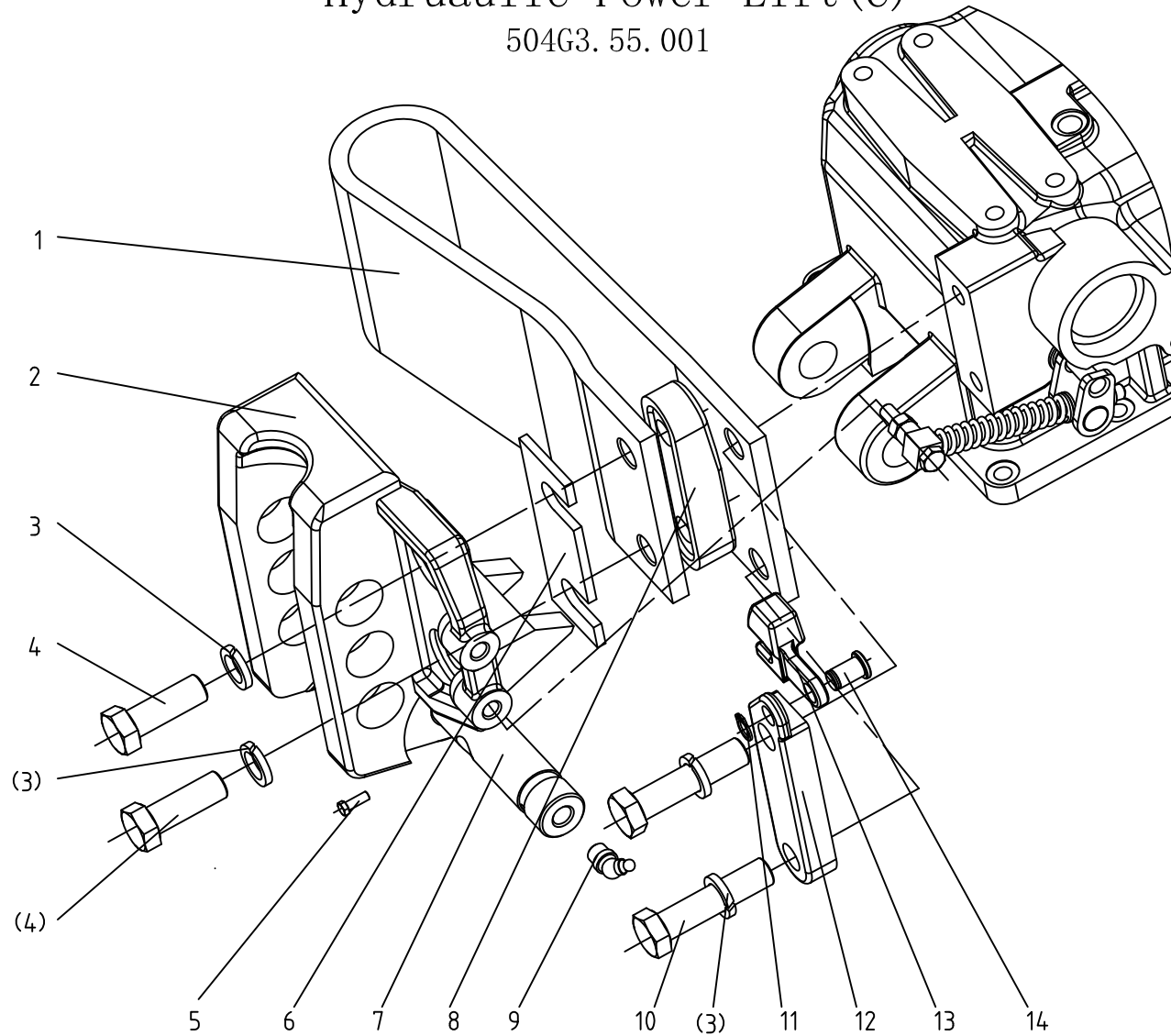
25. A. 2 提升器总成 (B) Hydraulic Power Lift (B)

续表

Ser.No.	代号 Part No.	名称及规格	Name & Specifications	Quantity	Remarks
26	GB/T5783-2000-M6×20	螺栓 M6×20	Hex. head bolt M6×20	1	
27	GB/T6170-2000-M6	螺母 M6	Hex. nut M6	2	
28	GB/T97.1-2002-6	垫圈 6	Plain washer 6	3	
29	504G3.55.022	快速升降手柄合件	Handle assembly	1	
30	GB/T5783-2000-M6×40	螺栓 M6×40	Hex. head bolt M6×40	2	



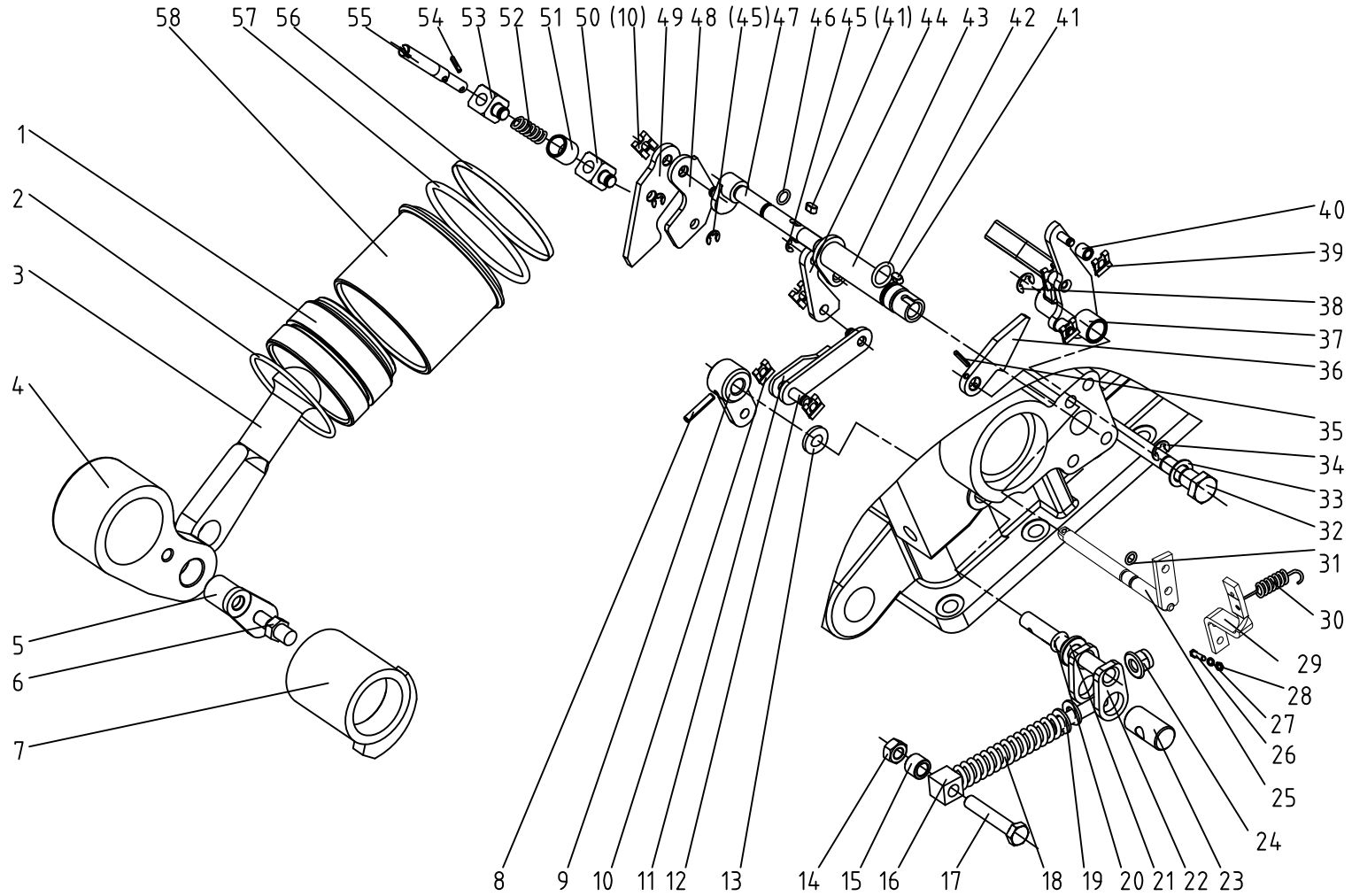
25.A.3 提升器总成 (C)  
Hydraulic Power Lift (C)  
504G3.55.001



25. A. 3 提升器总成 (C)      Hydraulic Power Lift (C)

Ser.No.	Part No.	名称及规格	Name & Specifications	Quantity	Remarks
1	504G3.55.122	力调节板弹簧	Spring	1	
2	504G3.55.101	上拉杆支架	Bracket	1	
3	GB/T93-1987-14	垫圈 14	Spring washer 14	4	
4	GB/T5786-2000-M14×40	螺栓 M14×40	Hex. head bolt M14×40	2	10.9
5	504G3.55.102	紧定螺钉	Set screws	1	
6	504G3.55.121	调整垫片	Adjusting shims	6	
7	504G3.55.103	连接架轴	Pin shaft	1	
8	504G3.55.118	螺栓连接块	Linking block	1	
9	JB/T7940.2-1995-45°M10×1	油杯 45° M10×1	Angle grease nipple 45°M10×1	2	
10	GB/T5785-2000-M14×1.5×50	螺栓 M14×1.5×50	Hex. head bolt M14×1.5×50	2	10.9
11	GB/T894.1-1986-10	挡圈10	Circlip for shaft 10	1	
12	504G3.55.115	板弹簧固定压块	Block	1	
13	504G3.55.125	力调节锁定块	Locked block	1	
14	504G3.55.124	力调节锁定块销轴	Pin shaft	1	

25.A.4 提升器总成 (D)  
 Hydrauluc Power Lift (D)  
 504G3.55.001



### 25. A. 4 提升器总成 (D)    Hydraulic Power Lift (D)

Ser.No.	Part No.	名称及规格	Name & Specifications	Quantity	Remarks
1	504G3.55.039	活塞合件	Piston	1	
2	504G3.55.168	油封 90×75×11.4	Piston seal 90×75×11.4	1	派克 B79075P5008
3	504G3.55.170	活塞顶杆	Piston push rod	1	
4	504G3.55.172	内提升臂	Inner lift arm	1	
5	504G3.55.132	连接固定销焊合件	Pin assembly	1	
6	504G3.55.133	位调节反馈连接螺栓	Hex. head bolt	1	
7	504G3.55.026	位置控制凸轮焊合件	Cam	1	
8	GB/T879.1-2000-5×28	销 5×28	Pin5×28	1	
9	504G3.55.035	阻力控制摇臂焊合件	Rocker	1	
10	504G3.55.104	夹片 8	Baffle 8	4	
11	504G3.55.012	阻力控制联接杆焊合件	Linking pole	1	
12	504G3.55.160	阻力控制连接销轴	Pin shaft	1	
13	504G3.55.143	垫圈 12	Plain washer 12	1	
14	GB/T6170-2000-M10	螺母 M10	Hex. nut M10	1	
15	504G3.55.116	反馈杆隔套	Spacer sleeve	1	
16	504G3.55.235	阻力反馈调节弹簧座	Spring seat	1	
17	GB/T5783-2000-M10×55	螺栓 M10×55	Hex. head bolt M10×55	1	8.8
18	504G3.55.236	阻力反馈调节弹簧	Spring	1	
19	GB/T97.1-2002-10	垫圈 10	Plain washer 10	2	
20	GB/T3452.1-1996-11.2×2.65	O形圈 11.2×2.65	O-ring seal 11.2×2.65	1	
21	504G3.55.152	隔套	Spacer sleeve	1	
22	504G3.55.055	阻力控制传递轴焊合件	Transfer pole	1	
23	504G3.55.237	阻力反馈调节销轴	Pin shaft	1	
24	GB/T6183-1986-M10	螺母 M10	Hex. nut M10	1	

### 25. A. 4 提升器总成 (D)    Hydraulic Power Lift (D)

续表

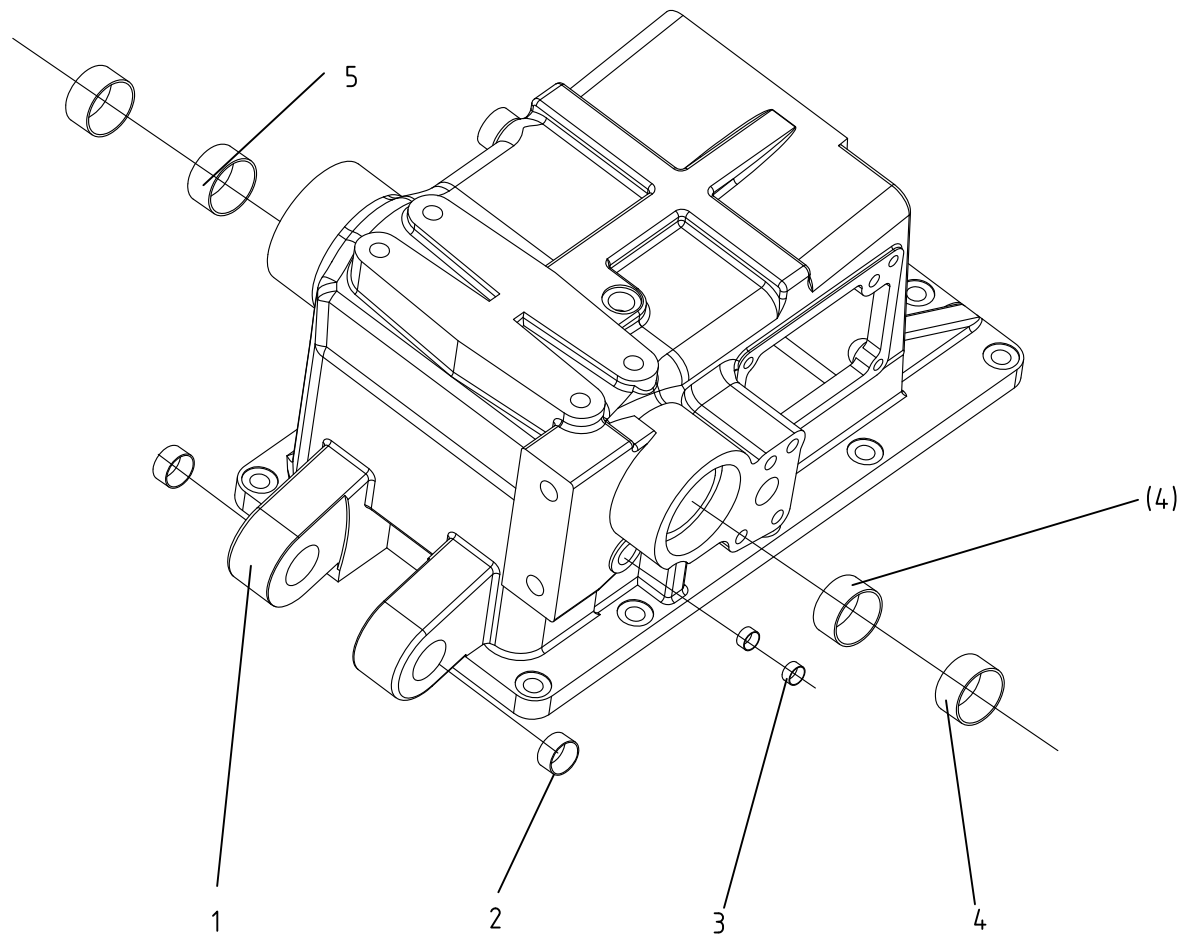
Ser.No.	Part No.	名称及规格	Name & Specifications	Quantity	Remarks
25	504G3.55.030-3	快速提升操纵轴焊合件	Joy stick assembly	1	装快速提升用
	504G3.55.276-1	快速提升轴	Joy stick shaft	1	
26	GB/T5783-2000-M6×20	螺栓 M6×20	Hex. head bolt M6×20	2	
27	GB/T93-1987-6	垫圈 6	Spring washer 6	2	
28	GB/T6170-2000-M6	螺母 M6	Hex. nut M6	2	
29	504G3.55.105	快速升降顶杆	Joy stick	1	
30	504G3.55.126	快速提升回位弹簧	Spring	1	
31	GB/T3452.1-1996-6.9×1.80	O形圈 6.9×1.80	O-ring seal 6.9×1.80	1	
32	504G3.55.150	控制阀操纵杆轴	Joy stick shaft	1	
33	JB-FT-CU-14	组合密封铜垫圈 14	Combination washer 14	1	
34	GB/T896-1986	开口挡圈9	Split circlip 9	1	
35	GB/T879-2000	销3×20	Pin3×20	1	
36	504G3.55.108	快速提升操纵杆	Administer	1	
37	504G3.55.057	控制阀操纵杆焊合件	Joy stick assembly	1	
38	GB/T896-1986-8	开口挡圈 8	Split circlip 8	1	
39	504G3.55.290	夹片6	Baffle 6	3	
40	504G3.55.291	滚轮	Idler wheel	3	
41	GB/T1096-1979-5×10	键 5×10	Key 5×10	2	
42	GB/T3452.1-1996-15.5×2.65	O形圈 15.5×2.65	O-ring seal 15.5×2.65	1	
43	504G3.55.028	阻力控制操纵轴焊合件	Joy stick assembly	1	
44	504G3.55.106	阻力控制推杆	Administer	1	
45	GB/T896-1986-6	开口挡圈 6	Split circlip 6	3	
46	GB/T3452.1-1996-8.75×1.80	O形圈 8.75×1.80	O-ring seal 8.75×1.80	1	
47	504G3.55.136	位控制操纵轴	Joy stick	1	

25. A. 4 提升器总成 (D) Hydraulic Power Lift (D)

续表

Ser.No.	Part No.	名称及规格	Name & Specifications	Quantity	Remarks
48	504G3.55.051	联动板焊合件	Linkage plate assembly	1	
49	504G3.55.212	联动板 (一)	Linkage plate	1	
50	504G3.55.210	连接块 (一)	Link	1	
51	504G3.55.211	弹簧座	Spring seat	1	
52	504G3.55.213	位置调节弹簧	Spring	1	
53	504G3.55.214	连接块 (二)	Link	1	
54	GB/T897.1-2000-2.5×12	销 2.5×12	Pin2.5×12	2	
55	504G3.55.215	连接轴	Linking shaft	1	
56	504G3.55.162	O型密封圈支撑环	Support ring	1	
57	GB/T3452.1-1996-95×5.30	O形圈 95×5.30	O-ring seal 95×5.30	1	
58	504G3.55.163	油缸体	Cylinder	1	

25. A. 5 提升器总成 (E) 504G3.55.011 部件  
Hydraulic Power Lift (E) (504G3.55.011Assembly)  
504G3.55.011

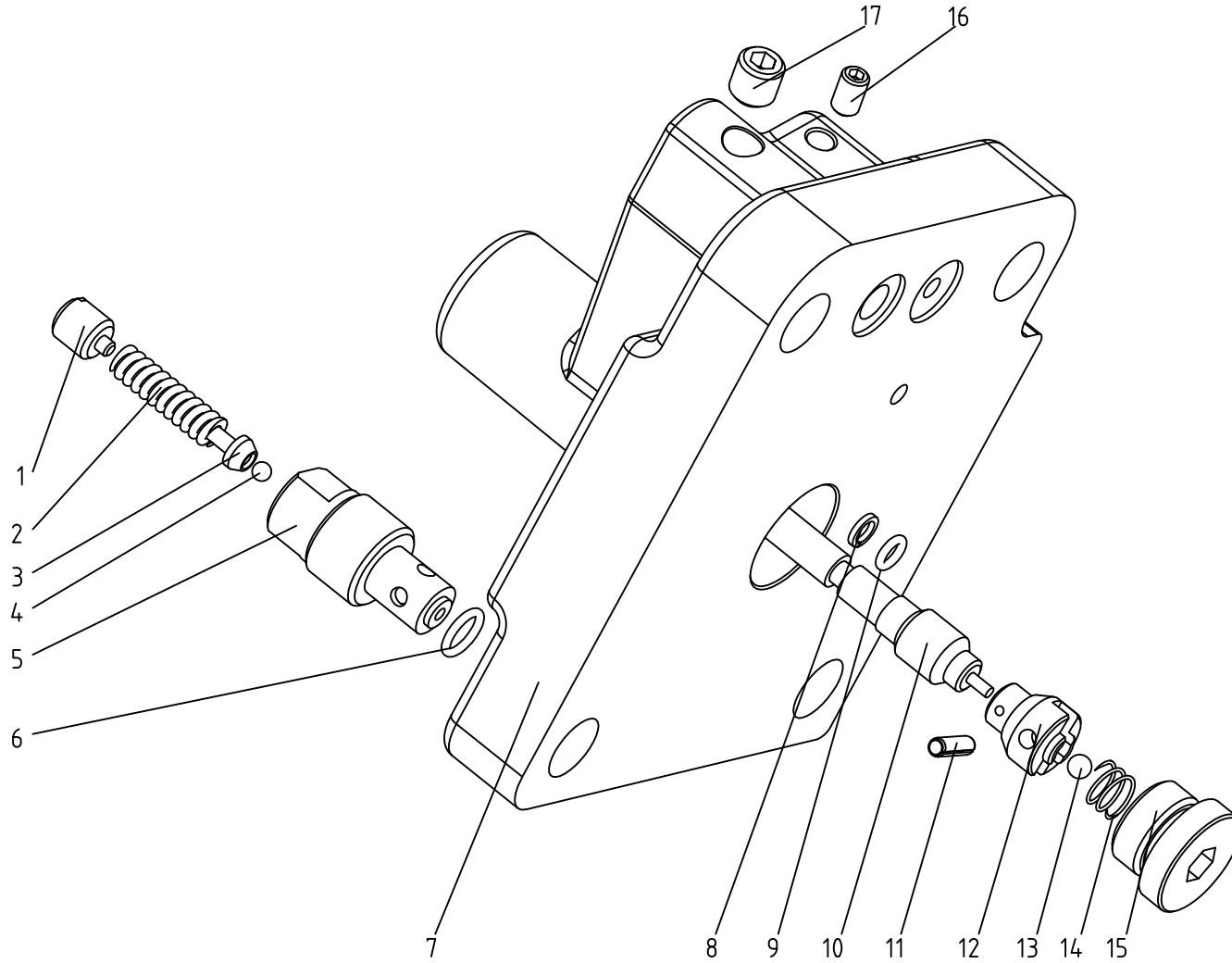


25. A. 5 提升器总成 (504G3.55.011部件) Hydraulic Power Lift (504G3.55.011 Assembly)

Ser.No.	Part No.	名称及规格	Name & Specifications	Quantity	Remarks
1	504G3.55.201	提升器壳体	Lift case	1	
2	504G3.55.205	衬套 (25×35)	Bushing (25×35)	2	
3	504G3.55.204	滚针轴承 HK1210	needle bearing HK1210	2	
4	504G3.55.203	衬套 (55×30)	Bushing (55×30)	2	
5	504G3.55.202	衬套 (48×35)	Bushing (48×35)	2	



25.6 提升器总成 (504G3.55.038 部件)  
Hydraulic Power Lift (504G3.55.038 Assembly)  
504G3.55.038



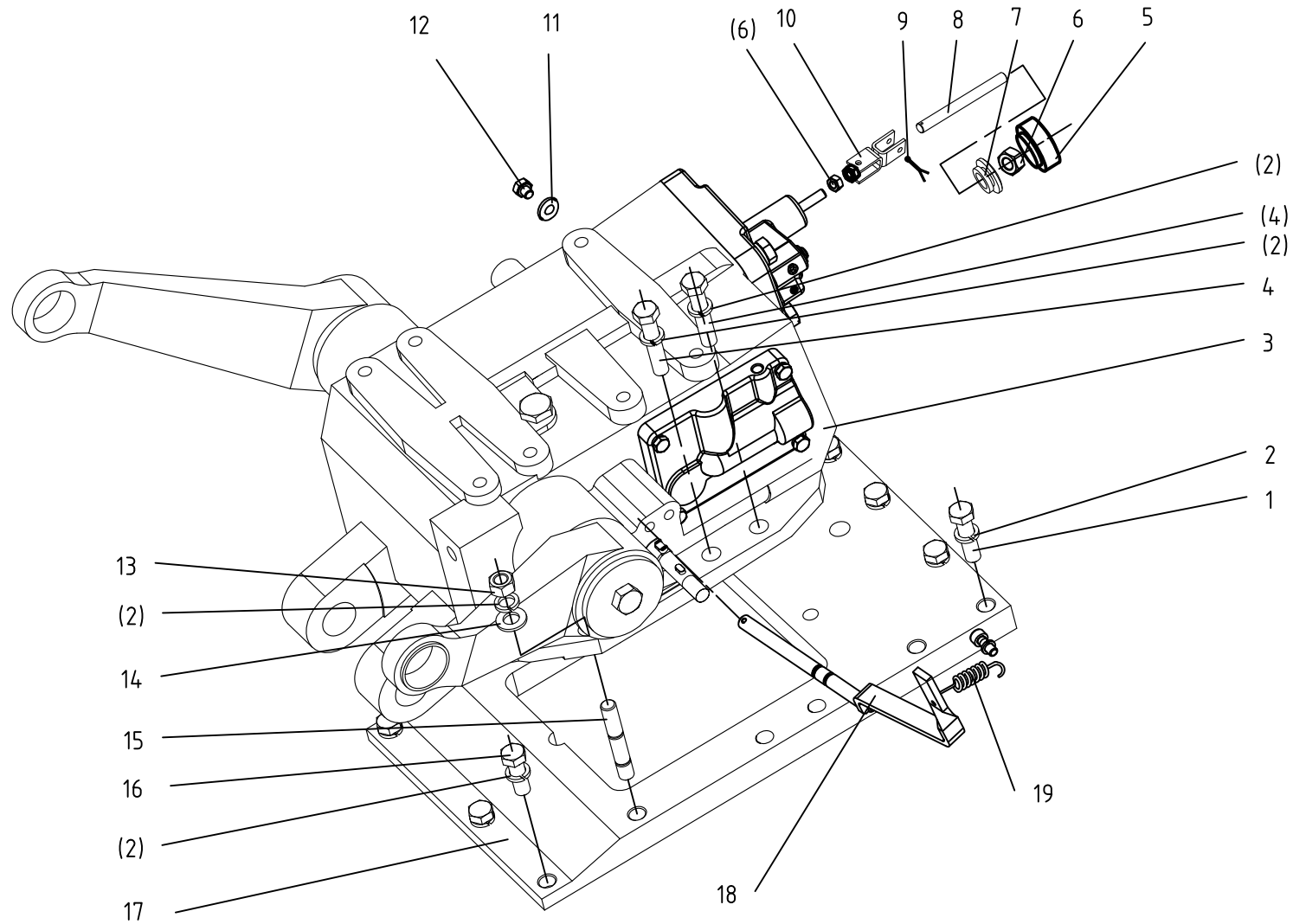
25. A. 6 提升器总成 (504G3.55.038部件) Hydraulic Power Lift(504G3.55.038 Assembly)

Ser.No.	Part No.	名称及规格	Name & Specifications	Quantity	Remarks
1	504G3.55.526	安全阀调节螺栓	Safety valve adjust bolt	1	
2	504G3.55.528	安全阀弹簧	Safety valve Spring	1	
3	504G3.55.529	安全阀阀芯	Safety valve mandril	1	
4	GB/T308-2002-4	钢球 4	Steel ball dia.4	1	
5	504G3.55.527	安全阀阀体	Valve body	1	
6	GB/T3452.1-1992-8.5×1.80	O形圈 8.5×1.80	O-ring seal 8.5×1.80	1	
7	504G3.55.340	油缸盖	Hydrocylinder cover	1	
8	504G3.55.336	速度控制阀挡圈	Speed control valve baffle	1	
9	GB/T3452.1-1992-5×1.80	O形圈 5×1.80	O-ring seal 5×1.80	1	
10	504G3.55.335	速度控制阀调节杆	Speed control valve adjust pole	1	
11	GB/T879.3-2000-4×14	销 4×14	Slotted spring pin 4×14	1	
12	504G3.55.337	速度控制阀阀芯	Speed control valve mandril	1	
13	GB/T308-2002-5	钢球 5	Steel ball dia.5	1	
14	504G3.55.338	速度控制阀弹簧	Speed control valve spring	1	
15	504G3.55.339	速度控制阀堵塞	Plug	1	
16	JB/ZQ4447-2006-NPT1/16	螺塞 NPT1/16	Screw plug 1/16	1	
17	JB/ZQ4447-2006-NPT1/8	螺塞 NPT1/8	Screw plug 1/8	1	

# 25. B. 1 提升器总成 (A) (配56A和58A)

## Hydraulic Power Lift (A)

504G3. 55A. 001



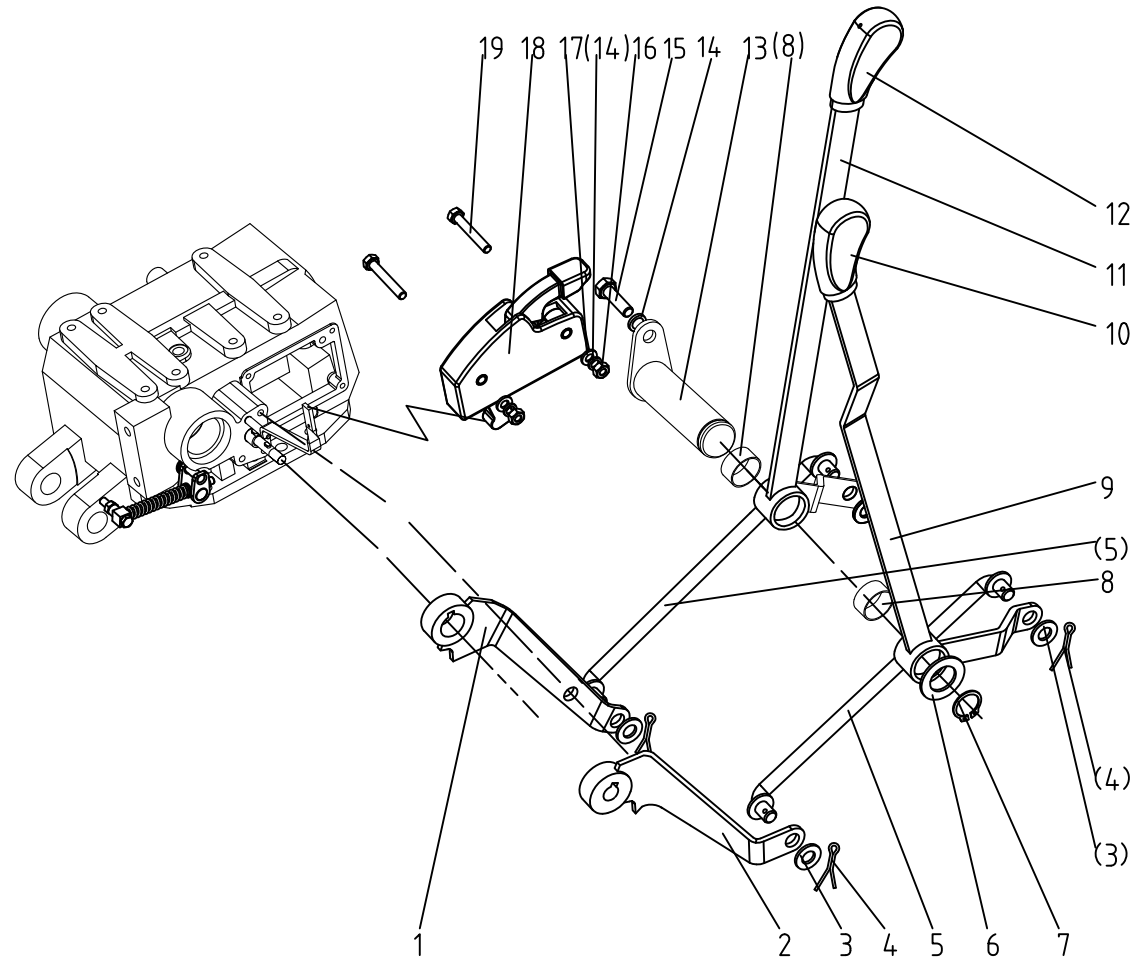
25. B. 1 提升器总成 (A) Hydraulic Power Lift (A)

Ser.No.	Part No.	名称及规格	Name & Specifications	Quantity	Remarks
1	GB/T5783-2000-M12×45	螺栓 M12×45	Hex. head bolt M12×45	6	
2	GB/T93-1987-12	垫圈 12	Spring washer 12	16	
3	504G3.55A.013	提升器合件	Lift case assembly	1	Turkey
4	GB/T5782-2000-M12×60	螺栓 M12×60	Hex. head bolt M12×60	2	10.9
5	504G3.55.058	调节阀手柄合件	Handwheel assembly	1	
6	GB/T6172.1-2000-M8	螺母 M8	Hex. nut M8	1	
7	504G3.55.310	橡胶套	rubber sleeve	1	
8	504G3.55.311	手轮接杆	Handwheel rod	1	
9	GB/T91-2000-3.2×24	销 3.2×24	Split pin 3.2×24	1	
10	504G3.55A.059	万向接头焊合件	universal joint assembly	1	
11	JB-FT-CU-22	组合密封铜垫圈 22	Combination washer 22	1	
12	QC/T376-1999-M22×1.5	螺塞 M22×1.5	Plug screw M22×1.5	1	
13	GB/T6170-2000-M12	螺母 M12	Hex. nut M12	4	
14	GB/T97.1-2002-12	垫圈 12	Plain washer 12	4	
15	GB/T899-1988-AM12×60	双头螺柱 AM12×60	Double end studsAM12×60	4	10.9
16	GB/T5783-2000-M12×35	螺栓 M12×35	Hex. head bolt M12×35	4	
17	504G3.55A.101	提升器底座	Lifter seat	1	
18		快速提升操纵轴焊合件	Joy stick assembly	1	Turkey
19	504G3.55.126	快速提升回位弹簧	Spring	1	

# 25.B.2 提升器总成 (B) (配56A和58A)

## Hydraulic Power Lift (B)

504G3.55A.001

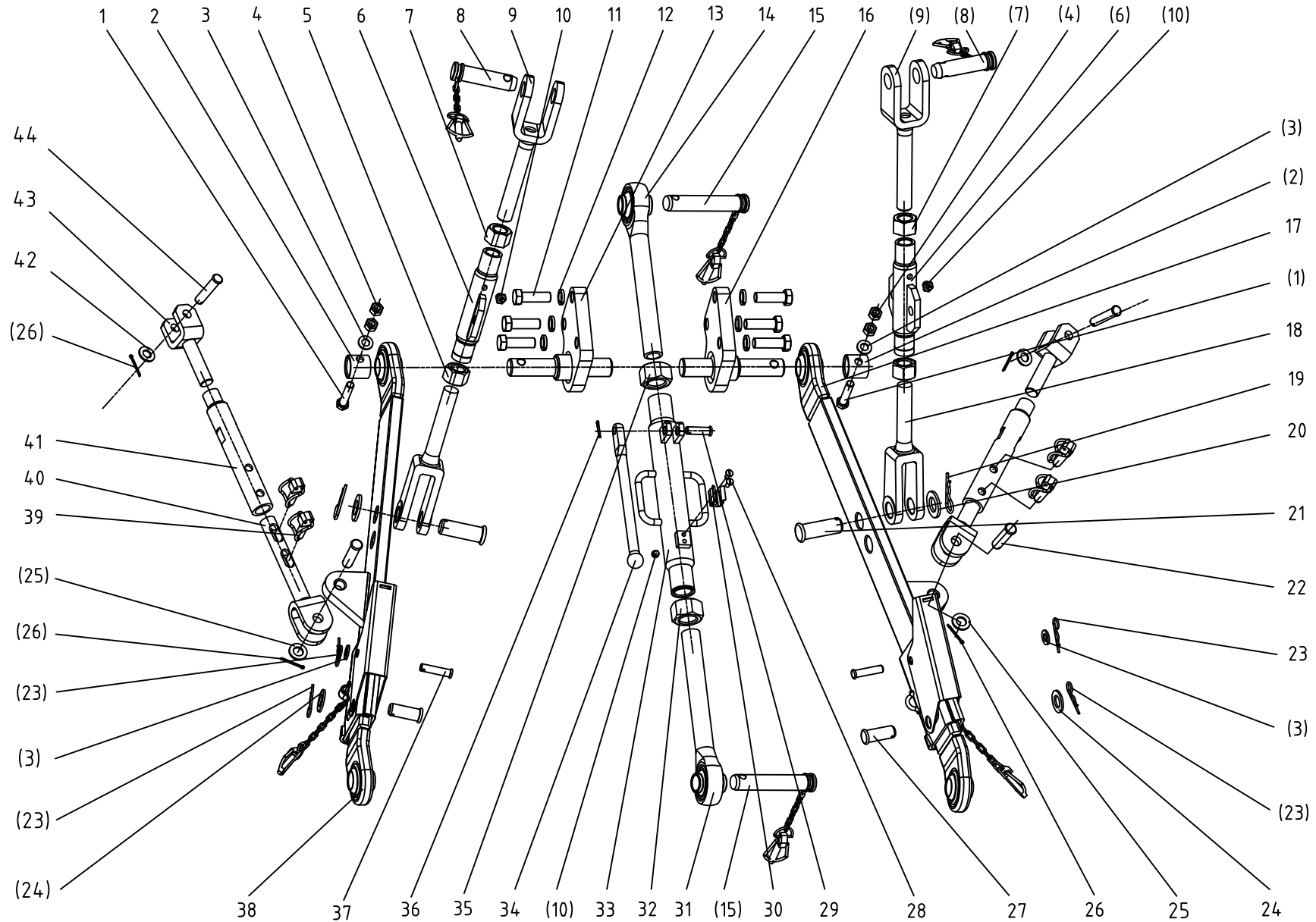


25. B. 2 提升器总成 (B) Hydraulic Power Lift (B)

Ser.No.	Part No.	名称及规格	Name & Specifications	Quantity	Remarks
1	504G3.55.032	力调节摇臂焊合件	Adjusting rocker F	1	
2	504G3.55.031	位调节摇臂焊合件	Adjusting rocker P	1	
3	GB/T97.1-2002-10	垫圈 10	Plain washer 10	4	
4	Gb/T91-2000-3.2×28	销 3.2×28	Split pin 3.2×28	4	
5	504G3.55.021	拉杆焊合件	Pole	2	
6	800.58B.104	隔圈	Spacer	3	
7	GB/T894.1-1986-20	挡圈 20	Circlip for shaft 20	1	
8	504G3.55.218	衬套 (20×20)	Bushing (20×20)	2	
9	504G3.55.052	位调节操纵杆合件	Joy stick assembly P	1	
10	504G3.55.113	位置控制手柄	Handle P	1	
11	504G3.55.053	力调节操纵杆合件	Joy stick assembly F	1	
12	504G3.55.114	阻力控制手柄	Handle F	1	
13	504G3.55.014	销轴焊合件	Pin shaft	1	
14	GB/T93-1987-6	垫圈 6	Spring washer 6	3	
15	GB/T5783-2000-M6×20	螺栓 M6×20	Hex. head bolt M6×20	1	
16	GB/T6170-2000-M6	螺母 M6	Hex. nut M6	2	
17	GB/T97.1-2002-6	垫圈 6	Plain washer 6	2	
18	504G3.55.022	快速升降操纵机构合件	Handle assembly	1	
19	GB/T5783-2000-M6×40	螺栓 M6×40	Hex. head bolt M6×40	2	

# 26.A 悬挂装置总成 Suspension Mechanism

504G3.56.001



## 26. A 悬挂装置总成 Suspension Mechanism

Ser.No.	Part No.	名称及规格	Name & Specifications	Quantity	Remarks
1	GB/T5782-2000-M12×65	螺母 M12×65	Hex. head bolt M12×65	2	
2	504G3.56.101	下拉杆挡圈	Block ring	2	
3	GB/T97.1-2002-12	垫圈 12	Plain washer 12	4	
4	GB/T6170-2000-M12	螺母 M12	Hex. nut M12	4	
5	GB/T6176-2000-M24×2	螺母 M24×2	Hex. nut M24×2	2	
6	504G3.56.026	提升螺管焊合件	Adjusting sleeve	2	
7	GB/T6176-2000M24×2L	螺母 M24×2左	Hex. nut M24×2 (left)	2	
8	504G3.56.024	提升杆连接销总成	Coupling pin of lift rod	2	
9	504G3.56.025	提升杆吊耳焊合件	Up clevis of lift rod	2	
10	JB/T7940.1-1995-M10×1	油杯 M10×1	Grease nipple M10x1	3	
11	GB/T5783-2000-M16×50	螺栓 M16×50	Hex. head bolt M16×50	6	
12	GB/T93-1987-16	垫圈 16	Spring lock washer 16	6	
13	504G3.56.015	左下拉杆连接座焊合件	Left coupling seat	1	
14	450.56.025	上拉杆前调节杆总成	Upper link front adjusting rod	1	
15	450.56.029	机具连接销总成	Coupling pin of upper link	2	
16	504G3.56.016	右下拉杆连接座焊合件	Right coupling seat	1	
17	504G3.56.011	右下拉杆总成	The right lower rod assembly	1	选装 Optionl
	504G3.56.011A	右下拉杆总成	The right lower rod assembly	2	标配 Standard
18	504G3.56.124	提升杆下吊耳	Lower clevis of lift rod	2	
19	200.56.101-1	R销	R-pin	2	
20	GB/T97.1-2002-24	垫圈 24	Plain washer 24	2	
21	GB/T882-2000-B25×65	销轴 B25×65	Clevis pin with head B25×65	2	
22	GB/T882-2000-B16×60	销轴 B16×60	Clevis pin with head B16×60	2	
23	504G3.56.112	R销	R-pin	4	
24	GB/T97.1-2002-20	垫圈 20	Plain washer 20	2	



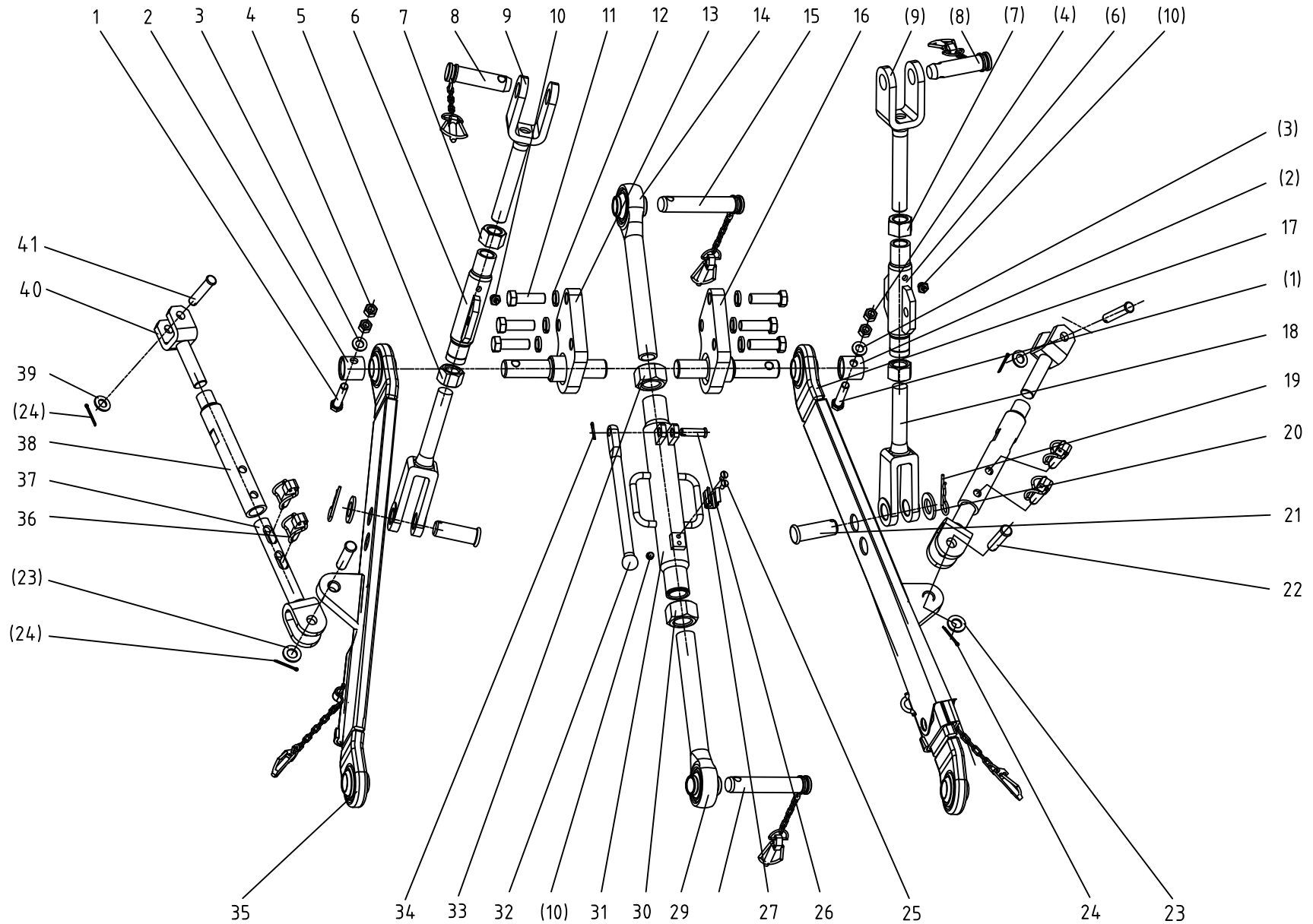
## 26. A 悬挂装置总成 Suspension Mechanism

续表

Ser.No.	Part No.	名称及规格	Name & Specifications	Quantity	Remarks
25	GB/T97.1-2002-16	垫圈 16	Plain washer 16	2	
26	GB/T91-2000-3.2×30	销 3.2×30	Split pin 3.2×30	4	
27	GB/T882-1986-B20×50	销轴 B20×50	Clevis pin with head B20×50	2	
28	GB/T68-2000-M6×16	螺钉 M6×16	Bolt M6x16	2	
29	GB/T882-1986-B12×35	销轴 B12×35	Clevis pin with head B12×35	1	
30	1204.56.185	弹片	Flexible steel piece	1	
31	450.56.027	上拉杆后调节杆总成	Upper link rear adjusting rod	1	
32	GB/T6176-2000-M30×2L	螺母 M30×2左	Hex. nut M30x2 (left)	1	
33	804-6.56.021	上拉杆调节螺管焊合件	Turn buckle of upper link	1	
34	1204.56.186	球杆	Ball rod	1	
35	GB/T6176-2000-M30×2	螺母 M30×2	Hex. nut M30x2	1	
36	GB/T91-2000-3.2×20	销 3.2×20	Split pin 3.2×20	1	
37	GB/T882-1986-B12×50	销轴 B12×50	Clevis pin with head B12×50	2	
38	504G3.56.012	左下拉杆总成	The lower left rod assembly	1	选装 Optionl
39	300.56.011	锁链组合键	Lock pin	4	
40	504G3.56.034	限位杆后叉焊合件	Rear check clevis	2	
41	300.56.104	调节套钢管	Adjusting sleeve	2	
42	GB/T97.1-2002-14	垫圈 14	Plain washer14	2	
43	504G3.56.033	限位杆前叉焊合件	Front check clevis	2	
44	GB/T882-2000-B14×65	销轴 B14×65	Clevis pin with head B14×65	2	

# 26.B 悬挂装置总成 Suspension Mechanism

504G3.56A.001



### 26. B 悬挂装置总成 Suspension Mechanism

Ser. No.	Part No.	名称及规格	Name & Specifications	Quantity	Remarks
1	GB/T5782-2000-M12×65	螺母 M12×65	Hex. head bolt M12×65	2	
2	504G3.56.101	下拉杆挡圈	Block ring	2	
3	GB/T97.1-2002-12	垫圈 12	Plain washer 12	4	
4	GB/T6170-2000-M12	螺母 M12	Hex. nut M12	4	
5	GB/T6176-2000-M24×2	螺母 M24×2	Hex. nut M24×2	2	
6	504G3.56.026	提升螺管焊合件	Adjusting sleeve	2	
7	GB/T6176-2000-M24×2L	螺母 M24×2左	Hex. nut M24×2 (left)	2	
8	504G3.56A.021	提升杆连接销总成	Coupling pin of lift rod	2	
9	450.56.031	提升杆吊耳焊合件	Up clevis of lift rod	2	
10	JB/T7940.1-1995-M10×1	油杯 M10×1	Grease nipple M10×1	3	
11	GB/T5783-2000-M16×50	螺栓 M16×50	Hex. head bolt M16×50	6	
12	GB/T93-1987-16	垫圈 16	Spring lock washer 16	6	
13	504G3.56.015	左下拉杆连接座焊合件	Left coupling seat	1	
14	504G3.56A.020	上拉杆前调节杆总成	Upper link front adjusting rod	1	
15	804-6.56.019	上铰接点连接销总成	The connecting pin joint assembly	1	
16	504G3.56.016	右下拉杆连接座焊合件	Right coupling seat	1	
17	504G3.56.011A	右下拉杆总成	The right lower rod assembly	2	
18	504G3.56.124	提升杆下吊耳	Lower clevis of lift rod	2	
19	200.56.101-1	R销	R-pin	2	
20	GB/T97.1-2002-24	垫圈 24	Plain washer 24	2	
21	GB/T882-2000-B25×65	销轴 B25×65	Clevis pin with head B25×65	2	
22	GB/T882-2000-B16×60	销轴 B16×60	Clevis pin with head B16×60	2	
23	GB/T97.1-2002-16	垫圈 16	Plain washer 16	2	
24	GB/T91-2000-3.2×30	销 3.2×30	Split pin 3.2×30	4	
25	GB/T68-2000-M6×16	螺钉 M6×16	Bolt M6×16	2	

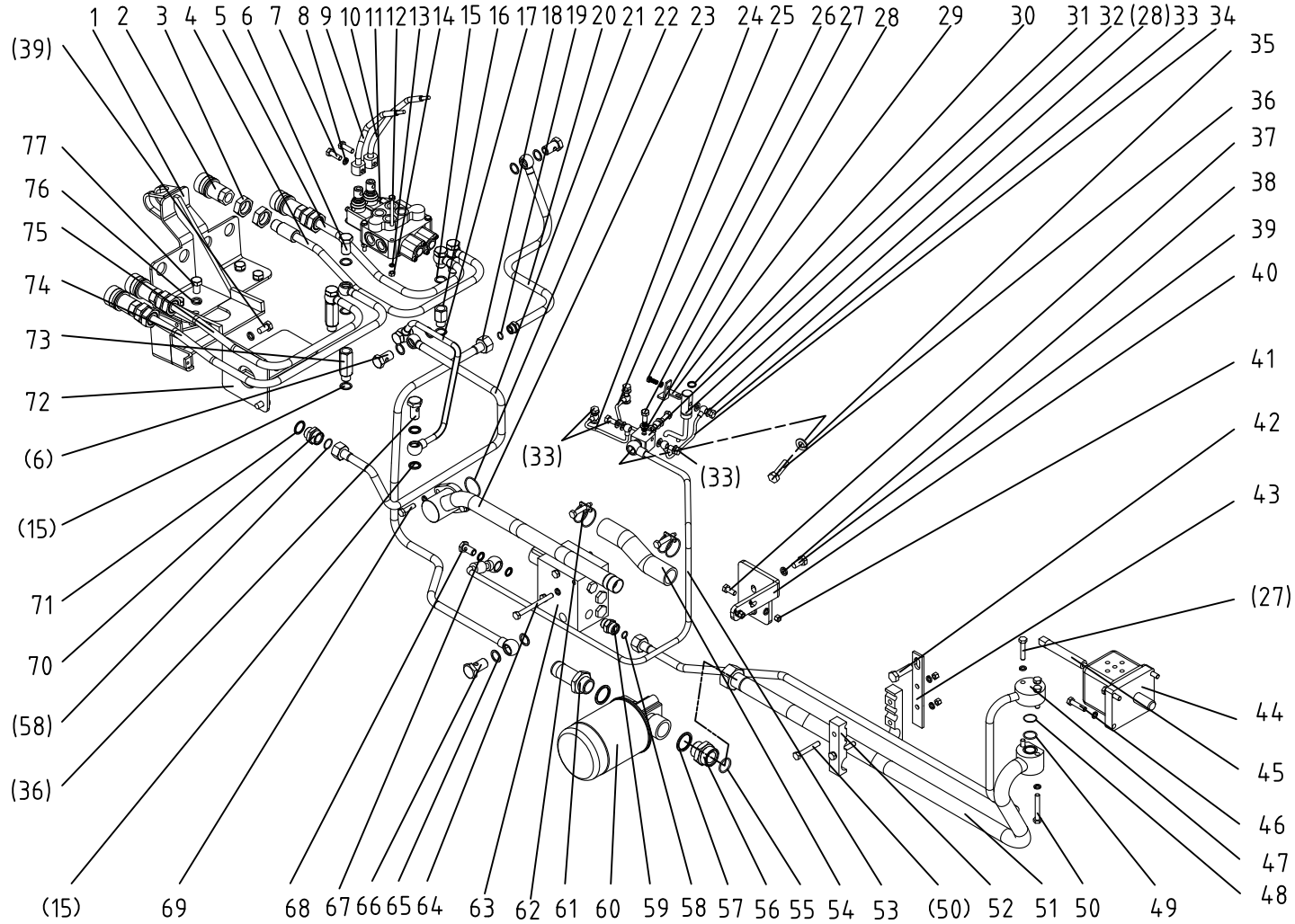
## 26. B 悬挂装置总成 Suspension Mechanism

续表

Ser. No.	Part No.	名称及规格	Name & Specifications	Quantity	Remarks
26	GB/T882-1986-B12×35	销轴 B12×35	Clevis pin with head B12×35	1	
27	1204.56.185	弹片	Flexible steel piece	1	
28	450.56.029	机具连接销总成	Machinery connecting pin assembly	1	
29	450.56.027	上拉杆后调节杆总成	Upper link rear adjusting rod	1	
30	GB/T6176-2000-M30×2L	螺母 M30×2左	Hex. nut M30x2 (left)	1	
31	804-6.56.021	上拉杆调节螺管焊合件	Turn buckle of upper link	1	
32	1204.56.186	球杆	Ball rod	1	
33	GB/T6176-2000-M30×2	螺母 M30×2	Hex. nut M30×2	1	
34	GB/T91-2000-3.2×20	销 3.2×20	Split pin 3.2×20	1	
35	504G3.56.012A	左下拉杆总成	The lower left rod assembly	1	
36	300.56.011	锁链组合键	Lock pin	4	
37	504G3.56.034	限位杆后叉焊合件	Rear check clevis	2	
38	300.56.104	调节套钢管	Adjusting sleeve	2	
39	GB/T97.1-2002-14	垫圈 14	Plain washer14	2	
40	504G3.56.033	限位杆前叉焊合件	Front check clevis	2	
41	GB/T882-2000-B1×65	销轴 B1×65	Clevis pin with head B14×65	2	

# 27.A 液压提升系统总成 Hydraulic Lifting Pipeline Assembly

504G3.58.001-2



### 27. A 液压提升管路总成 Hydraulic Lifting Pipeline Assembly

Ser.No.	Part No.	名称及规格	Name & Specifications	Quantity	Remarks
1	504G3.58.016-2	液压输出支架焊合件	Support board	1	Optional
	504G3.58.016A	液压输出支架焊合件	Support board	1	Optional
2		快换接头NPT1/2''	Quick change NPT1/2"	4	
3	GB/T6173-2000-M24×2	螺母 M24×2	Hex. nut M24×2	8	
4	504G3.58.026-1	多路阀A口输油管焊合件 (二)	Inlet pipe A2	1	
5	504G3.58.027-2	多路阀B口输油管焊合件 (二)	Inlet pipe B2	1	
6	354.61.101	铰接螺栓	Hex. head bolt	7	
7	GB/T5783-2000-M8×25	螺栓 M8×25	Hex. head bolt M8×25	2	
8	GB/T93-1987-8	垫圈 8	Spring washer 8	20	
9	504G3.58.018	多路阀操作杆焊合件 (一)	Manipulate lever weldmen(1)	1	
10	504G3.58.019	多路阀操作杆焊合件 (二)	Manipulate lever weldmen(2)	1	
11	ZD5b-L10E-W/00-1	整体多路换阀 (两路带自锁)	Sandwich Multirole Control Valve	1	Optional
	ZD5b-10E-W/0-T/0-1	整体多路换阀 (一路带自锁)	Sandwich Multirole Control Valve	1	Optional
	ZD5b-10E-T/00-1	整体多路换阀 (不带自锁)	Sandwich Multirole Control Valve	1	Optional
12	GB/T5782-2000-M6×55	螺栓 M6×55	Hex. head bolt M6×55	3	
13	GB/T93-1987-6	垫圈 6	Spring washer 6	6	
14	GB/T6170-2000-M6	螺母 M6	Hex. nut M6	3	
15	354.61.102	垫圈	Washer	18	
16	504G3.58.102	多路阀短接管	Short linking tube	2	
17	504G3.58.013	多路阀回油管焊合件	Return pipe weldment	1	
18	504G3.58.021-1	多路阀进油管前段焊合件	Head inlet pipe weldment	1	
19	GB/T3452.1-1996-12.5×2.65	O形圈 12.5×2.65	O-ring seal 12.5×2.65	1	
20	504G3.58.028	多路阀进油管后段焊合件	Tail inlet pipe weldment	1	
21	504G3.58.015-1	分配器进油管焊合件	Inlet pipe weldment	1	
22	GB/T3452.1-1992-36.5×2.65	O形圈 36.5×2.65	O-ring seal 36.5×2.65	1	

## 27.A 液压提升管路总成 Hydraulic Lifting Pipeline Assembly

续表

Ser.No.	Part No.	名称及规格	Name & Specifications	Quantity	Remarks
23	504G3.58.020	油泵吸油管前段焊合件	Head inlet pipe assy of gear pump	1	
24	504G3.58.033-1	接管一焊合件	The first pipe weldment	1	
25	504G3.58.034-1	接管二焊合件	The second pipe weldment	1	
26	GB/T5783-2000-M6×16	螺栓 M6×16	Hex. head bolt M6×16	3	
27	GB/T5783-2000-M8×40	螺栓 M8×40	Hex. head bolt M8×40	4	
28	JB-FT-CU-8	组合密封铜垫圈 8	Combination washer 8	15	
29	504G3.58.161	润滑油管支架	Support board	1	
30	GB/T3452.1-1992-15.5×2.65	O形圈 15.5×2.65	O-ring seal 15.5×2.65	1	
31	504G3.58.170-1	分流块	diffluent block	1	
32	504G3.58.032	润滑油管焊合件	Lubricating pipe weldment	1	
33	JB/T6013-2000-M8×1	铰接螺栓 M8×1	Hollow bolt M8×1	6	
34	504G3.58.035-1	接管三焊合件	The third pipe weldment	1	
35	JB-FT-CU-16	组合密封铜垫圈 16	Combination washer 16	4	
36	JB/T6013-2000-M16×1.5	铰接螺栓 M16×1.5	Hollow bolt M16×1.5	2	
37	GB/T5783-2000-M8×20	螺栓 M8×20	Hex. head bolt M8×20	4	
38	GB/T93-1987-10	垫圈 10	Spring washer 10	5	
39	GB/T5783-2000-M10×20	螺栓 M10×20	Hex. head bolt M10×20	5	
40	504G3.58.105	滤清器支架	Fix plank	1	
41	GB/T6170-2000-M8	螺母 M8	Hex. nut M8	2	
42	GB/T5783-2000-M14×40	螺栓 M14×40	Hex. head bolt M14×40	1	Replace
43	504G3.58.101	管夹固定板	Fix board	1	
44	CBN-F314	齿轮泵	Gear pump	1	
45	550.58.101	紧固螺栓	Fixup bolt	1	
46	GB/T5783-2000-M8×35	螺栓 M8×35	Hex. head bolt M8×35	3	

## 27.A 液压提升管路总成 Hydraulic Lifting Pipeline Assembly

续表

Ser.No.	Part No.	名称及规格	Name & Specifications	Quantity	Remarks
47	504G3.58.023	油泵出油管焊合件	Outlet pipe assy of gear pump	1	for loader
	504G3.58.023A	油泵出油管焊合件	Outlet pipe assy of gear pump	1	
48	GB/T3452.1-1992-22.4×1.8	O形圈 22.4×1.8	O-ring seal 22.4×1.8	1	
49	GB/T3452.1-1992-21.2×2.65	O形圈 21.2×2.65	O-ring seal 21.2×2.65	1	
50	GB/T5783-2000-M8×55	螺栓 M8×55	Hex. head bolt M8×55	4	
51	504G3.58.022	油泵吸油管后段焊合件	Tail inlet pipe assy of gear pump	1	
52	504G3.58.106	四通管夹	Pipe clamp	2	
53	504G3.58.011	分流阀回油软管总成	Return hose	1	
54	504G3.58.104-1	输油胶管	Hose	1	
55	GB/T3452.1-1992-25×2.65	O形圈 25×2.65	O-ring seal 25×2.65	1	
56	804-6.58.109	管接头体 (二)	Filter tie-in (2)	1	
57	JB-FT-CU-30	组合密封铜垫圈 30	Combination washer 30	2	
58	GB/T3452.1-1992-12.5×1.8	O形圈 12.5×1.8	O-ring seal 12.5×1.8	2	
59	504G3.58.108	接头螺母 (一)	union nut (1)	1	
60	804-6.58.025	滤清器总成	Filter	1	
61	804-6.58.022	滤清器短接管焊合件	Short linking pipe weldment	1	
62	JB/T8870-1999- (25-40)	喉箍 (25-40)	Hoop (25-40)	2	
63	SL-DFLH-H	分流阀	Diverging valve	1	504G3.41A.001
	SL-DFLH-00	分流电控阀	Electrical control diverging valve	1	504G3.41.001
64	GB/T5782-2000-M8×90	螺栓 M8×90	Hex. head bolt M8×90	1	
65	JB-FT-CU-18	组合密封铜垫圈 18	Combination washer 18	3	
66	JB/T6013-2000-M18×1.5	铰接螺栓 M18×1.5	Hollow bolt M18×1.5	1	
67	JB-FT-CU-10	组合密封铜垫圈 10	Combination washer 10	2	
68	320-3.80A.105	铰接螺栓M10×1	Hollow bolt M10×1	1	



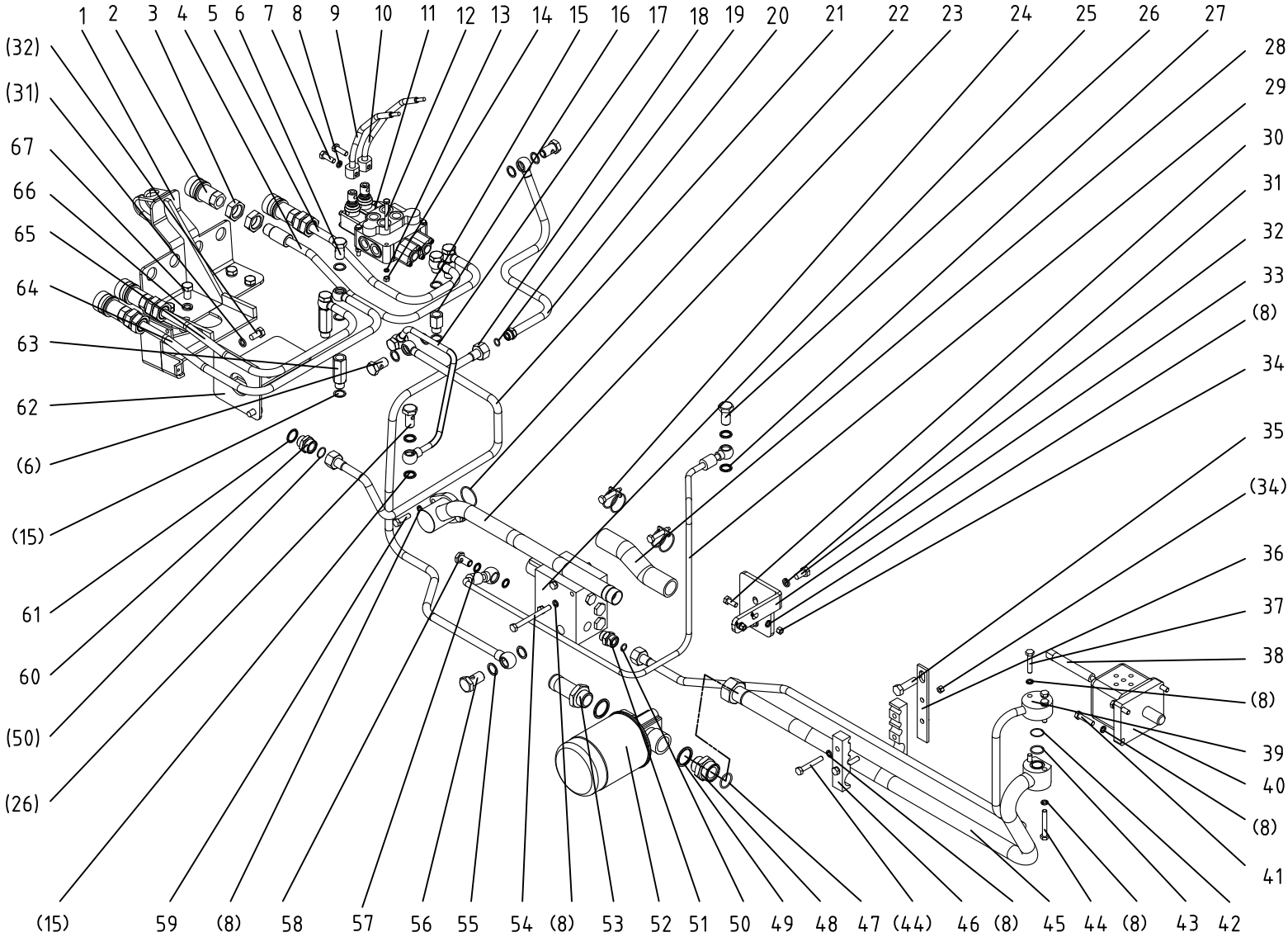
## 27. A 液压提升管路总成 Hydraulic Lifting Pipeline Assembly

续表

Ser.No.	Part No.	名称及规格	Name & Specifications	Quantity	Remarks
69	GB/T5783-2000-M8×30	螺栓 M8×30	Hex. head bolt M8×30	2	
70	504G3.58.109	接头螺母 (二)	union nut (2)	1	
71	JB-FT-CU-22	组合密封铜垫圈 22	Combination washer 22	1	
72	504G3.58.017	多路阀支架焊合件	Fixing board	1	
73	504G3.58.103	多路阀长接管	Long linking tube	2	
74	504G3.58.024-1	多路阀A口输油管焊合件 (一)	Inlet pipe A1	1	
75	504G3.58.025-1	多路阀B口输油管焊合件 (一)	Inlet pipe B1	1	
76	GB/T93-1987-12	垫圈 12	Spring washer 12	4	
77	GB/T5783-2000-M12×20	螺栓 M12×20	Hex. head bolt M12×20	4	

# 27.B 液压提升系统总成 Hydraulic Lifting Pipeline Assembly

504G3.58A.001-2



## 27. B 液压提升系统总成 Hydraulic Lifting Pipeline Assembly

Ser. No.	Part No.	名称及规格	Name & Specifications	Quantity	Remarks
1	504G3.58.016-2	液压输出支架焊合件	Support board	1	
2		快换接头NPT1/2''	Quick change NPT1/2"	4	
3	GB/T6173-2000-M24×2	螺母 M24×2	Hex. nut M24×2	8	
4	504G3.58.026-1	多路阀A口输油管焊合件 (二)	Inlet pipe A2	1	
5	504G3.58.027-2	多路阀B口输油管焊合件 (二)	Inlet pipe B2	1	
6	354.61.101	铰接螺栓	Hex. head bolt	7	
7	GB/T5783-2000-M8×25	螺栓 M8×25	Hex. head bolt M8×25	2	
8	GB/T93-1987-8	垫圈 8	Spring washer 8	19	
9	504G3.58.018	多路阀操作杆焊合件 (一)	Manipulate lever weldmen(1)	1	
10	504G3.58.019	多路阀操作杆焊合件 (二)	Manipulate lever weldmen(2)	1	
11	ZD-5b-L10E-W/0-T/0-1	整体多路换阀 (一路带自锁)	Sandwich Multiole Control Valve	1	
12	GB/T5782-2000-M6×55	螺栓 M6×55	Hex. head bolt M6×55	3	
13	GB/T93-1987-6	垫圈 6	Spring washer 6	3	
14	GB/T6170-2000-M6	螺母 M6	Hex. nut M6	3	
15	354.61.102	垫圈	Washer	18	
16	504G3.58.102	多路阀短接管	Short linking tube	2	
17	504G3.58A.013-1	多路阀回油管焊合件	Return pipe weldment	1	
18	504G3.58.021-1	多路阀进油管前段焊合件	Head inlet pipe weldment	1	
19	GB/T3452.1-1996-12.5×2.65	O形圈 12.5×2.65	O-ring seal 12.5×2.65	1	
20	504G3.58.028	多路阀进油管后段焊合件	Tail inlet pipe weldment	1	
21	504G3.58.015-1	分配器进油管焊合件	Inlet pipe weldment	1	
22	GB/T3452.1-1992-36.5×2.65	O形圈 36.5×2.65	O-ring seal 36.5×2.65	1	
23	504G3.58.020	油泵吸油管前段焊合件	Head inlet pipe assy of gear pump	1	
24	JB/T8870-1999- (25-40)	喉箍 (25-40)	Hoop (25-40)	2	
25	SL-DFLH-H	分流阀	Diverging valve	1	

## 27. B 液压提升系统总成 Hydraulic Lifting Pipeline Assembly

续表

Ser. No.	Part No.	名称及规格	Name & Specifications	Quantity	Remarks
26	JB/T6013-2000-M16×1.5	铰接螺栓 M16×1.5	Hollow bolt M16×1.5	2	
27	JB-FT-CU-16	组合密封铜垫圈 16	Combination washer 16	4	
28	504G3.58.104-1	输油胶管	Hose	1	
29	504G3.58.011	分流阀回油软管总成	Return hose	1	
30	GB/T5783-2000-M8×20	螺栓 M8×20	Hex. head bolt M8×20	4	
31	GB/T93-1987-10	垫圈 10	Spring washer 10	5	
32	GB/T5783-2000-M10×20	螺栓 M10×20	Hex. head bolt M10×20	5	
33	504G3.58.105	滤清器支架	Fix plank	1	
34	GB/T6170-2000-M8	螺母 M8	Hex. nut M8	2	
35	GB/T5783-2000-M14×40	螺栓 M14×40	Hex. head bolt M14×40	1	Replace
36	504G3.58.101	管夹固定板	Fix board	1	
37	GB/T5783-2000-M8×40	螺栓 M8×40	Hex. head bolt M8×40	3	
38	550.58.101	紧固螺栓	Fixup bolt	1	
39	504G3.58.023	油泵出油管焊合件	Outlet pipe assy of gear pump	1	
40	CBN-F314	齿轮泵	Gear pump	1	
41	GB/T5783-2000-M8×35	螺栓 M8×35	Hex. head bolt M8×35	3	
42	GB/T3452.1-1992-22.4×1.8	O形圈 22.4×1.8	O-ring seal 22.4×1.8	1	
43	GB/T3452.1-1992-21.2×2.65	O形圈 21.2×2.65	O-ring seal 21.2×2.65	1	
44	GB/T5783-2000-M8×55	螺栓 M8×55	Hex. head bolt M8×55	4	
45	504G3.58.022	油泵吸油管后段焊合件	Tail inlet pipe assy of gear pump	1	
46	504G3.58.106	四通管夹	Pipe clamp	2	
47	GB/T1235-1977-25×2.65	O形圈 25×2.65	O-ring seal 25×2.65	1	
48	804-6.58.109	管接头体 (二)	Filter tie-in (2)	1	
49	JB-FT-CU-30	组合密封铜垫圈 30	Combination washer 30	2	

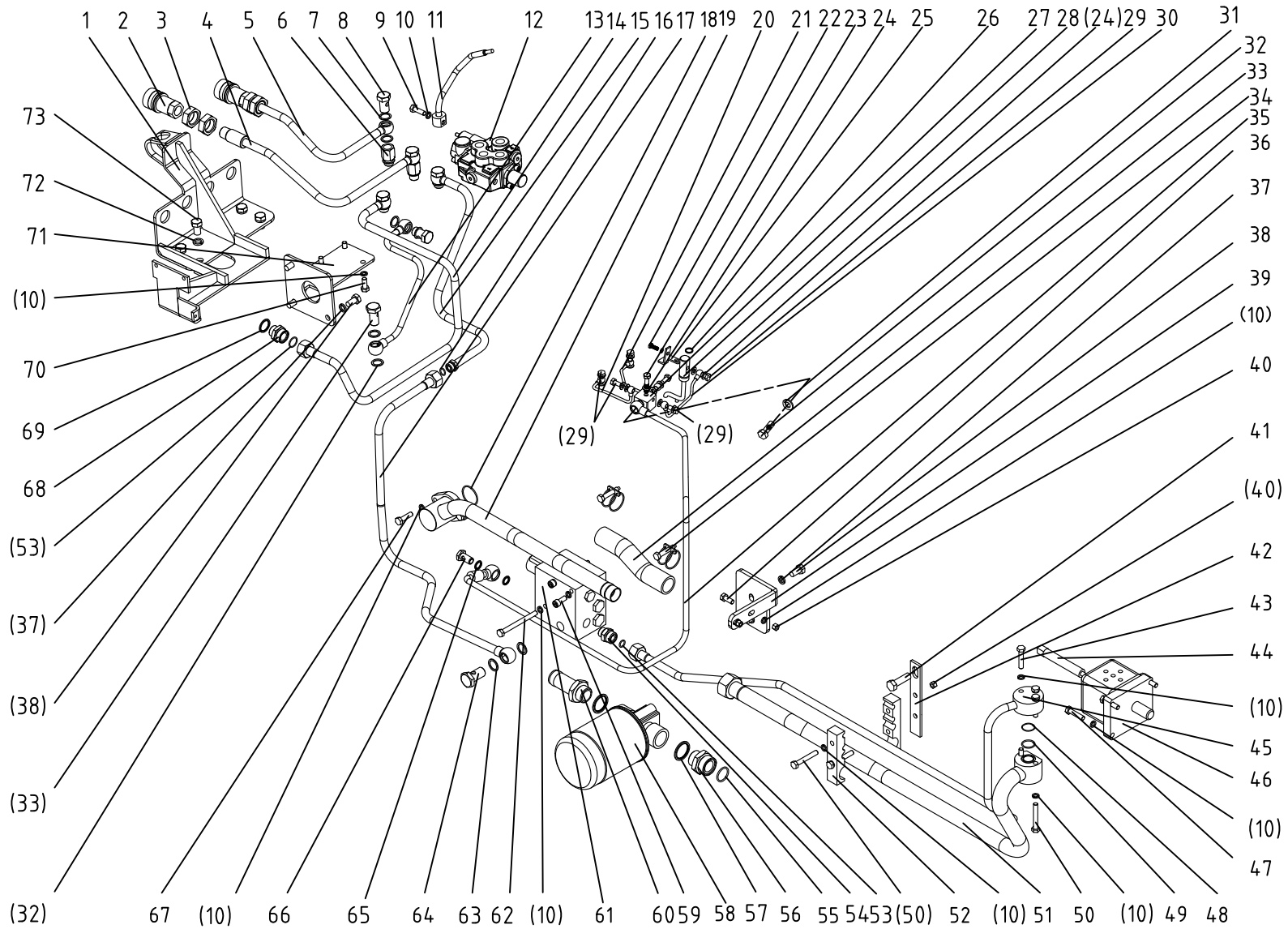
## 27. B 液压提升系统总成 Hydraulic Lifting Pipeline Assembly

续表

Ser. No.	Part No.	名称及规格	Name & Specifications	Quantity	Remarks
50	GB/T1235-1977-12.5×1.8	O形圈 12.5×1.8	O-ring seal 12.5×1.8	2	
51	504G3.58.108	接头螺母 (一)	union nut (1)	1	
52	804-6.58.025	滤清器总成	Filter	1	
53	804-6.58.022	滤清器短接管焊合件	Short linking pipe weldment	1	
54	GB/T5782-2000-M8×90	螺栓 M8×90	Hex. head bolt M8×90	1	
55	JB-FT-CU-18	组合密封铜垫圈 18	Combination washer 18	3	
56	JB/T6013-2000-M18×1.5	铰接螺栓 M18×1.5	Hollow bolt M18×1.5	1	
57	JB-FT-CU-10	组合密封铜垫圈 10	Combination washer 10	2	
58	320-3.80A.105	铰接螺栓M10×1	Hollow bolt M10×1	1	
59	GB/T5783-2000- M8×30	螺栓 M8×30	Hex. head bolt M8×30	2	
60	504G3.58A.101	接头M22×1.5	Tie-in M22×1.5	1	
61	IOS6149-19.3×22	O形圈 19.3×22	O-ring seal 19.3×22	2	NBR,90IRHD
62	504G3.58.017	多路阀支架焊合件	Fixing board	1	
63	504G3.58.102	多路阀短接管	linking tube	2	
64	504G3.58.024-1	多路阀A口输油管焊合件 (一)	Inlet pipe A1	1	
65	504G3.58.025-1	多路阀B口输油管焊合件 (一)	Inlet pipe B1	1	
66	GB/T93-1987-12	垫圈 12	Spring washer 12	4	
67	GB/T5783-2000-M12×1.25×20	螺栓 M12×1.25×20	Hex. head bolt M12×1.25×20	4	

# 27.C 液压提升系统总成 Hydraulic Lifting Pipeline Assembly

504G3.58C.001



### 27.C 液压提升管路总成 Hydraulic Lifting Pipeline Assembly

Ser.No.	Part No.	名称及规格	Name & Specifications	Quantity	Remarks
1	504G3.58.016-2	液压输出支架焊合件	Support board	1	Optional
	504G3.58.016A	液压输出支架焊合件	Support board	1	Optional
2		快换接头NPT1/2"	Quick change NPT1/2"	2	
3	GB/T6173-2000	螺母 M24×2	Hex. nut M24x2	4	
4	504G3.58C.021	多路阀输油管焊合件 (一)	Inlet pipe 1	1	
5	504G3.58C.022	多路阀输油管焊合件 (二)	Inlet pipe 2	1	
6	504G3.58.102	多路阀短接管	Short linking tube	2	
7	354.61.102	垫圈	Washer	12	
8	354.61.101	铰接螺栓	Hex. head bolt	5	
9	GB/T5783-2000	螺栓M8×25	Hex. head bolt M8×25	1	
10	GB/T93-1987	垫圈8	Spring washer 8	21	
11	504G3.58C.015	多路阀操作杆焊合件	Manipulate lever weldmen(1)	1	
12	ZD25-1	整体多路阀	Sandwich Multiole Control Valve	1	
13	504G3.58C.013	多路阀回油管焊合件	Return pipe weldment	1	
14	504G3.58C.012	分配器进油管焊合件	Inlet pipe weldment	1	
15	504G3.58C.017	多路阀进油管后段焊合件	Tail inlet pipe weldment	1	
16	GB/T3452.1-1992	O形圈12.5×2.65	O-ring seal 12.5×2.65	1	
17	504G3.58.021-1	多路阀进油管前段焊合件	Head inlet pipe weldment	1	
18	GB/T3452.1-1992	O形圈36.5×2.65	O-ring seal 36.5×2.65	1	
19	504G3.58.020	油泵吸油管前段焊合件	Head inlet pipe assy of gear pump	1	
20	504G3.58.033-1	接管一焊合件	The first pipe weldment	1	
21	504G3.58.034-1	接管二焊合件	The second pipe weldment	1	
22	GB/T5783-2000-M6×16	螺栓 M6×16	Hex. head bolt M6×16	3	
23	GB/T5783-2000-M8×40	螺栓 M8×40	Hex. head bolt M8×40	4	
24	JB-FT-CU-8	组合密封铜垫圈 8	Combination washer 8	15	
25	504G3.58.161	润滑油管支架	Support board	1	

### 27.C 液压提升管路总成 Hydraulic Lifting Pipeline Assembly

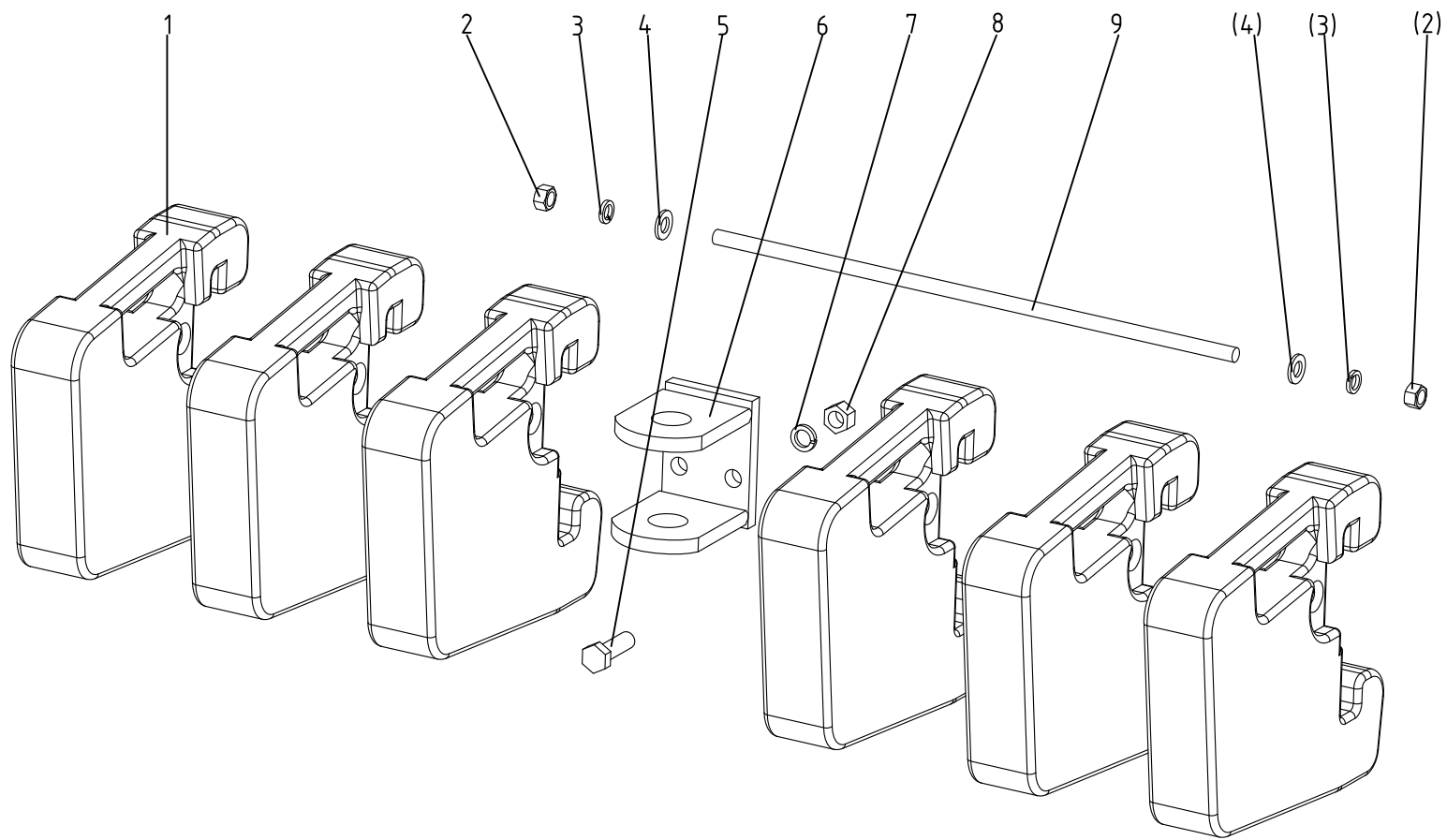
Ser.No.	Part No.	名称及规格	Name & Specifications	Quantity	Remarks
26	GB/T3452.1-1992-15.5×2.65	O形圈 15.5×2.65	O-ring seal 15.5×2.65	1	
27	504G3.58.170-1	分流块	diffluent block	1	
28	504G3.58.032	润滑油管焊合件	Lubricating pipe weldment	1	
29	JB/T6013-2000-M8×1	铰接螺栓 M8×1	Hollow bolt M8×1	6	
30	504G3.58.035-1	接管三焊合件	The third pipe weldment	1	
31	JB-FT-CU-16	组合密封铜垫圈 16	Combination washer 16	4	
32	JB/T6013-2000-M16×1.5	铰接螺栓 M16×1.5	Hollow bolt M16×1.5	2	
33	504G3.58.104-1	输油胶管	Hose	1	
34	JB/T8870-1999(25-40)	喉箍 (25-40)	Hoop (25-40)	2	
35	504G3.58.011	分流阀回油软管总成	Return hose	1	
36	GB/T5783-2000	螺栓M8×20	Hex. head bolt M8×20	2	
37	GB/T93-1987	垫圈10	Spring washer 10	5	
38	GB/T5783-2000	螺栓M10×20	Hex. head bolt M10×20	5	
39	504G3.58.105	滤清器支架	Fix plank	1	
40	GB/T6170-2000	螺母M8	Hex. nut M8	4	
41	GB/T5783-2000	螺栓M14×40	Hex. head bolt M14×40	1	替换机架上螺栓
42	504G3.58.101	管夹固定板	Fix board	1	
43	GB/T5783-2000	螺栓M8×40	Hex. head bolt M8×40	3	
44	550A.58.101	紧固螺栓	Fixup bolt	1	
45	504G3.58.023	油泵出油管焊合件	Outlet pipe assy of gear pump	1	
46	CBN-F314	齿轮泵	Gear pump	1	左旋扁口
47	GB/T5783-2000	螺栓M8×35	Hex. head bolt M8×35	3	
48	GB/T3452.1-1992	O形圈22.4×1.8	O-ring seal 22.4×1.8	1	
49	GB/T3452.1-1992	O形圈21.2×2.65	O-ring seal 21.2×2.65	1	



### 27.C 液压提升管路总成 Hydraulic Lifting Pipeline Assembly

Ser.No.	Part No.	名称及规格	Name & Specifications	Quantity	Remarks
50	GB/T5783-2000	螺栓M8×55	Hex. head bolt M8×55	4	
51	504G3.58.022	油泵吸油管后段焊合件	Tail inlet pipe assy of gear pump	1	
52	504G3.58.106	四通管夹	Pipe clamp	2	
53	GB/T1235-1977	O形圈 12.5×1.8	O-ring seal 12.5×1.8	2	
54	504G3.58.108	接头螺母（一）	union nut（1）	1	
55	GB/T1235-1977	O形圈25×2.65	O-ring seal 25×2.65	1	
56	804-6.58.109	管接头体（二）	Filter tie-in（2）	1	
57	JB-FT-CU-30	组合密封铜垫圈30	Combination washer30	2	
58	804-6.58.025	滤清器总成	Filter	1	
59	GB/T70.1-2000	螺栓M8×20	Round head bolt M10×20	2	
60	804-6.58.022	滤清器短接管焊合件	Short linking pipe weldment	1	
61	SL-DFLH-00	分流电控阀	Electrical control diverging valve	1	
62	GB/T5782-2000	螺栓M8×90	Hex. head bolt M8×90	1	
63	JB-FT-CU-18	组合密封铜垫圈18	Combination washer18	3	
64	JB/T6013-2000	铰接螺栓M18×1.5	Hollow bolt M18×1.5	1	
65	JB-FT-CU	组合密封铜垫圈10	Combination washer10	2	
66	JB/T6013-2000	铰接螺栓M10×1	Hollow bolt M10×1	1	
67	GB/T5783-2000	螺栓M8×30	Hex. head bolt M8×30	2	
68	504G3.58.109	接头螺母（二）	union nut（2）	1	
69	JB-FT-CU-22	组合密封铜垫圈22	Combination washer22	1	
70	GB/T5783-2000	螺栓M8×16	Hex. head bolt M8×16	3	
71	504G3.58C.014	多路阀支架焊合件	Fixing board	1	
72	GB/T93-1987	垫圈12	Spring washer 12	4	
73	GB/T5783-2000	螺栓M12×20	Hex. head bolt M12×20	4	

28. A 前配重总成  
Front Balance Weight  
300.73.001

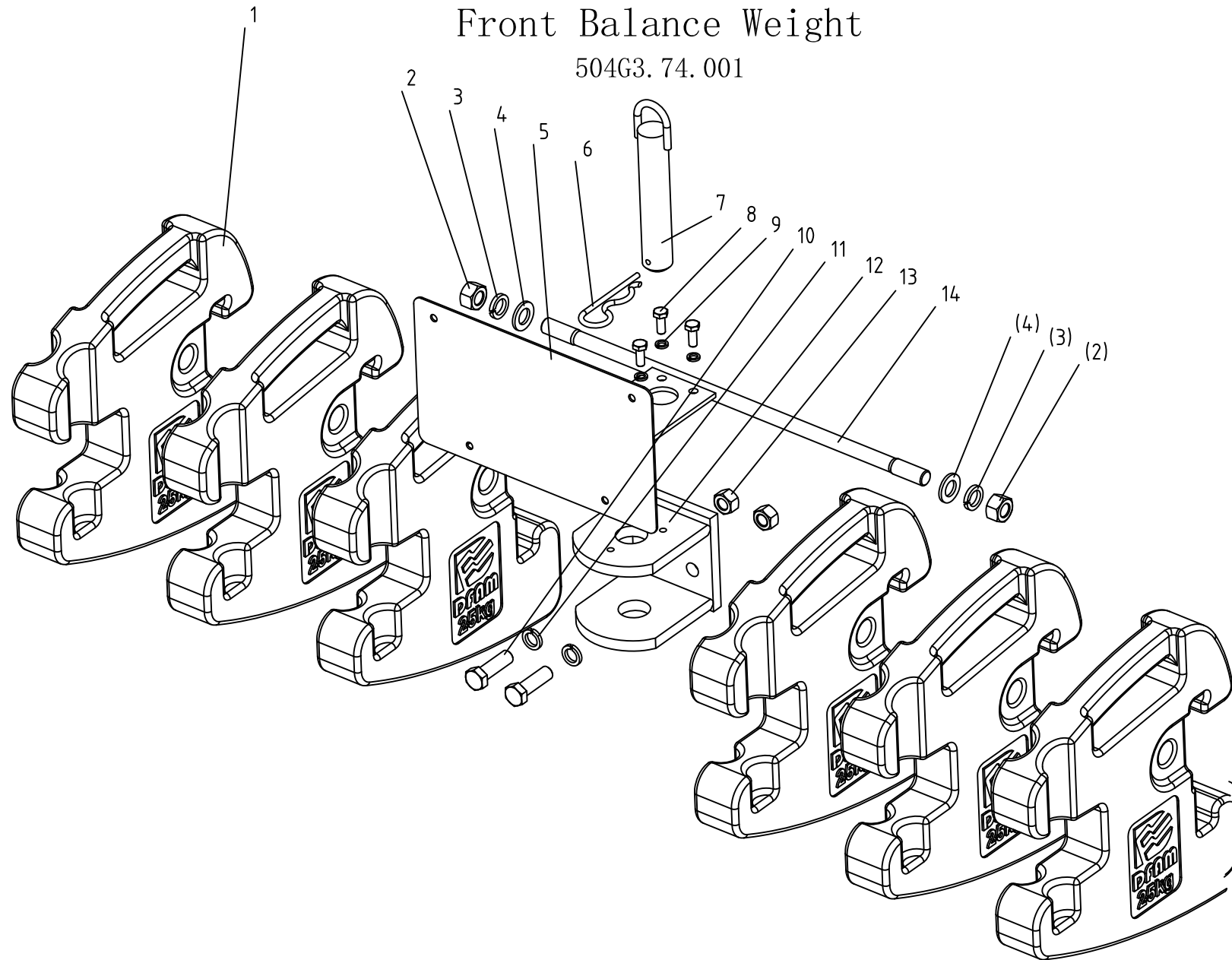


### 28.A 前配重总成 Front Balance Weight

Ser.No.	Part No.	名称及规格	Name & Specifications	Quantity	Remarks
1	250.73.101-1	配重	Balance weight block	6	
2	GB/T6170-2000-M12	螺母 M12	Hex.nut M12	2	
3	GB/T93-1987-12	垫圈 12	Spring lock washer 12	2	
4	GB/T96-2002-12	垫圈 12	Plain washer 12	2	
5	GB/T5783-2000-M14×45	螺栓 M14×45	Hex.bolt M14×45	1	
6	300.73.011	牵引板焊合件	Front drawbar weldment	1	
7	GB/T93-1987-14	垫圈 14	Spring lock washer 14	1	
8	GB/T6170-2000-M14	螺母 M14	Hex.nut M14	1	
9	GB/T953-1988-M12×480	螺柱 M12×480	Clamping-type double stud M12×480	1	

28.B 前配重总成  
Front Balance Weight

504G3.74.001

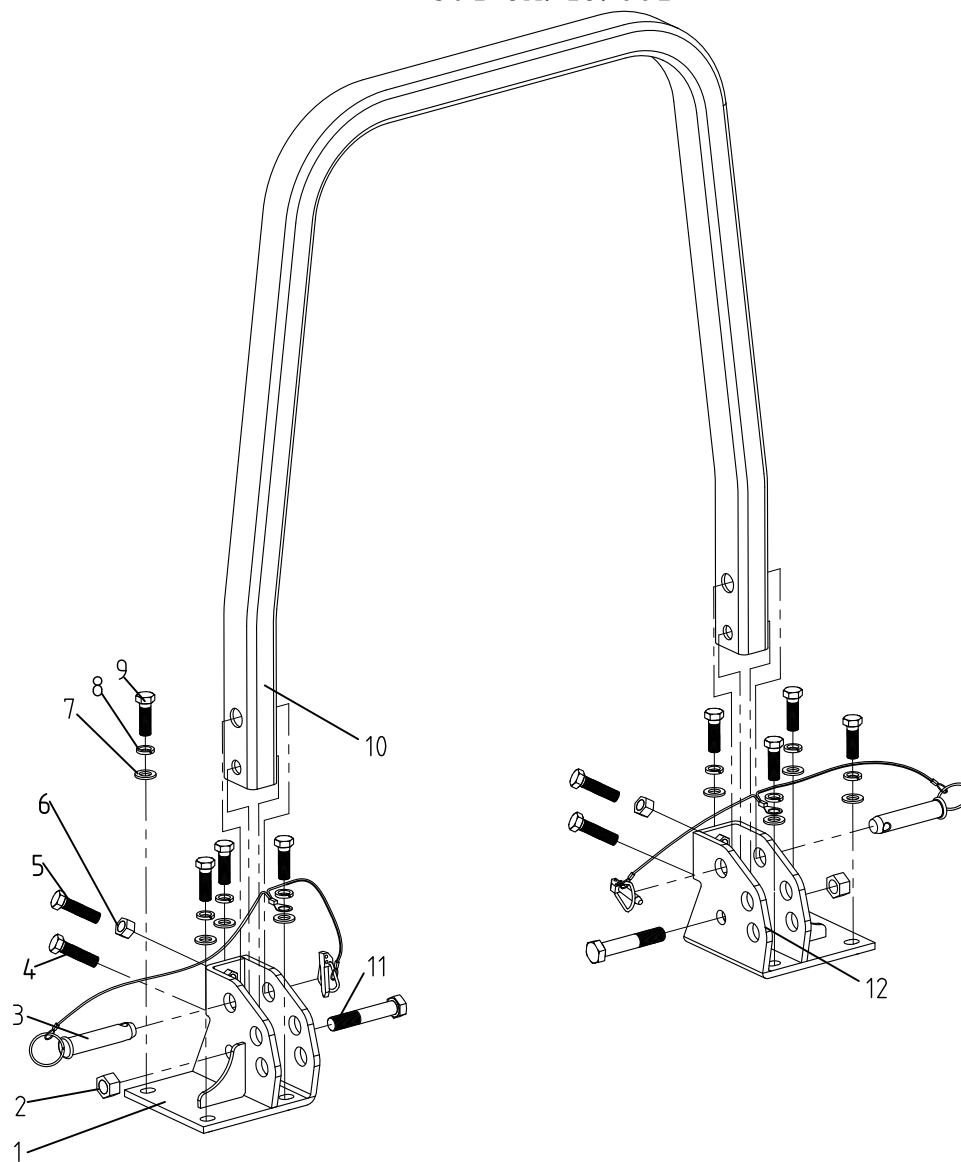


### 28.B 前配重总成 Front Balance Weight

Ser.No.	Part No.	名称及规格	Name & Specifications	Quantity	Remarks
1	504G3.74.101	配重块	Balance weight block	6	
2	GB/T6170-2000-M16	螺母 M16	Hex.nut M16	2	
3	GB/T93-1987-16	垫圈 16	Spring lock washer 16	2	
4	GB/T97.1-2002-16	垫圈 16	Plain washer 16	2	
5	504G3.74.012	牌照安装版焊合件	Registration mark board	1	
6	300.53.102	R销	R-pin	1	
7	300-6.73.012	插销焊合件	Bolt weldment	1	
8	GB5783-1986-M8×20	螺栓 M8×20	Hex.bolt M8×20	3	
9	GB93-1987-8	垫圈 8	Spring lock washer 8	3	
10	GB/T5783-2000-M14×45	螺栓 M14×45	Hex.bolt M14×45	2	
11	GB/T93-1987-14	垫圈 14	Spring lock washer 14	2	
12	504G3.74.011	牵引板焊合件	Front drawbar weldment	1	
13	GB/T6170-2000-M14	螺母 M14	Hex.nut M14	2	
14	GB/T953-1988-M16×480	螺柱 M16×480	Clamping-type double stud M16×480	1	

# 29 安全架总成 Safety Frame (Optional)

304-9A.46.001



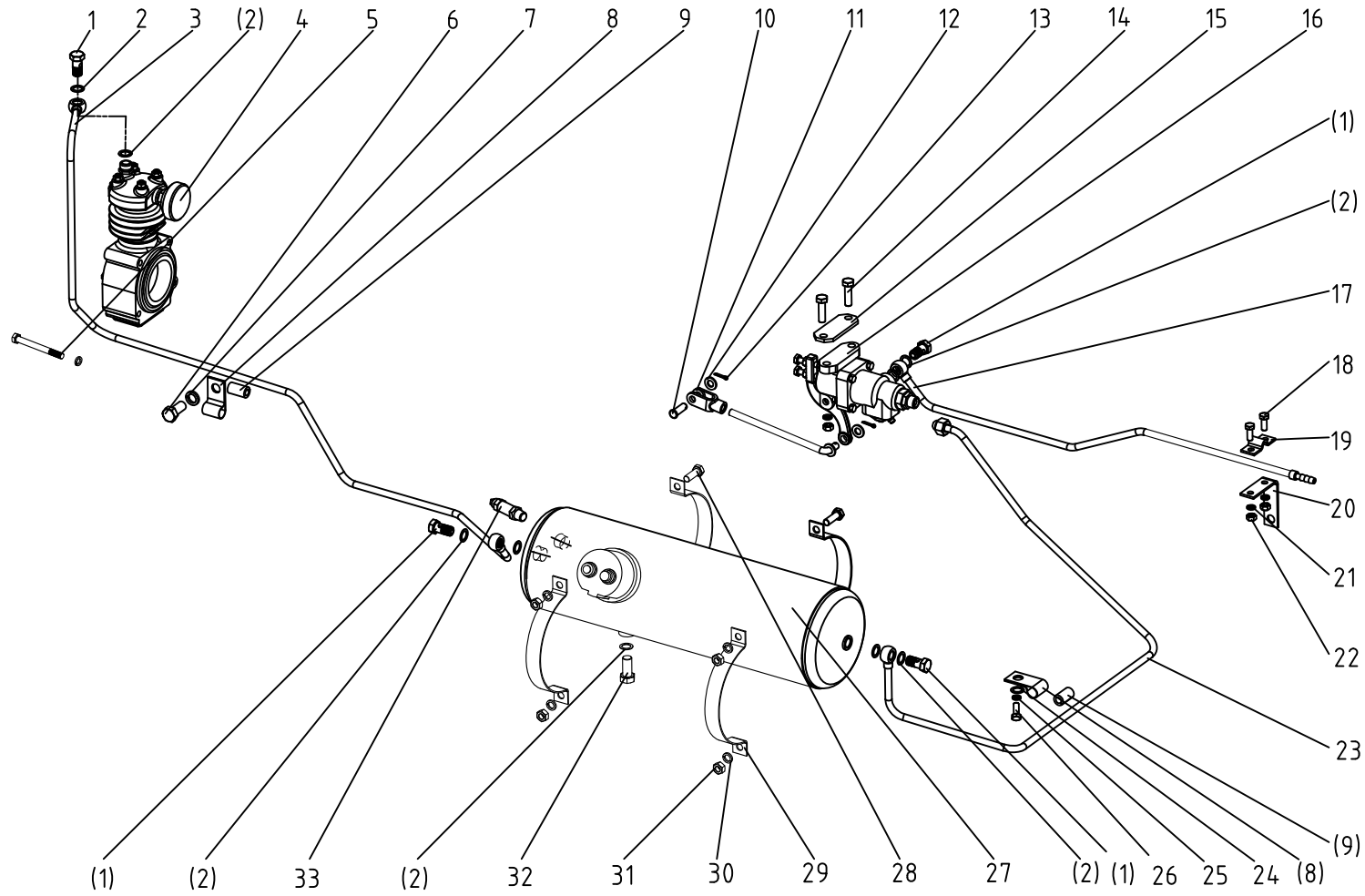
### 29 安全架总成 Safety Frame

Ser.No.	Part No.	名称及规格	Name & Specifications	Quantity	Remarks
1	304-9A.46.011	左安全架座焊合件	Left bracket,Safety frame	1	
2	GB/T 889.2-2000-M20×1.5	螺母 M20×1.5	Hex. nut M20×1.5	2	
3	304-9A.46.014	锁销合件	Lock pin	2	
4	GB/T5783-2000-M12×45	螺栓 M12×45	Hex. head bolt M12×45	2	
5	GB/T5783-2000-M12×65	螺栓 M12×65	Hex. head bolt M12×65	2	
6	GB/T 6170-2000-M12	螺母 M12	Hex. nut M12	2	
7	GB/T 97.1-2002-16	垫圈 16	Plain washer 16	8	
8	GB/T 93-1987-16	垫圈 16	Spring lock washer 16	8	
9	GB/T5783-2000-M16×50	螺栓 M16×45	Hex. head bolt M16×45	8	
10	304-9A.46.013	安全架焊合件	Safety Frame	1	
11	GB/T5785-2000-M20×1.5×110	螺栓 M20×1.5×110	Hex. head bolt M20×1.5×110	2	
12	304-9A.46.012	右安全架座焊合件	Right bracket,Safety frame	1	

# 30 气刹装置总成 (选装)

## Air Brake Installations for Trailer (Optional)

504G3.80.001-1





### 30 气刹装置总成 (选装) Air Brake Installations for Trailer (Optional)

Ser.No.	Part No.	名称及规格	Name & Specifications	Quantity	Remarks
1	300.80.101	管接头螺钉	Hollow Bolt	4	CT30
2	300.80.102	铝垫圈	Aluminum washer	9	
3	504G3.80.011	气泵出气管焊合件	Air pump export pipe	1	
4	300.80.010	空气压缩机总成	Air compressor assembly	1	
5	GB/T5782-2000-M8×95	螺栓 M8×95	Bolt M8×95	4	
6	GB/T5783-2000-M14×30	螺栓 M14×30	Bolt M14×30	1	
7	GB/T93-1987-14	垫圈 14	Spring Lock washer 14	1	
8	504G3.80.101	气管固定夹	Tracheal retaining clips	2	
9	504G3.80.102	保护套	Protective cover	2	
10	GB/T882-2008-B10×30	销 B10×30	Clevis pin with head B10×30	1	
11	300.80.104	制动阀拉杆叉	Brake valve rod clevis	1	
12	GB/T97.1-2002-10	垫圈 10	Plain washer 10	2	
13	GB/T91-2000-3.2×14	销 3.2×14	Split pin 3.2×14	2	
14	GB/T5783-2000-M10×30	螺栓 M10×30	Bolt M10×30	2	
15	504G3.80.105	垫块	Pad	1	
16	300.80.016	制动阀总成	Brake valve assy	1	
17	504G3.80.014	制动阀出气管焊合件	Brake valve exhaust pipe	1	
18	GB/T5783-2000-M8×20	螺栓 M8×20	Bolt M8×20	2	
19	304A.40.104	夹底板	Clamp plate	1	
20	504G3.80.107	固定夹	Retaining clip	1	
21	GB/T93-1987-8	垫圈 8	Spring Lock washer 8	6	
22	GB/T6170-2000-M8	螺母 M8	Nut M8	2	
23	GB/T97.1-2002-12	垫圈 12	Plain washer 12	1	
24	GB/T93-1987-12	垫圈 12	Spring Lock washer 12	1	
25	GB/T5783-2000-M12×25	螺栓 M12×25	Bolt M8×20	1	

### 30 气刹装置总成 (选装) Air Brake Installations for Trailer (Optional)

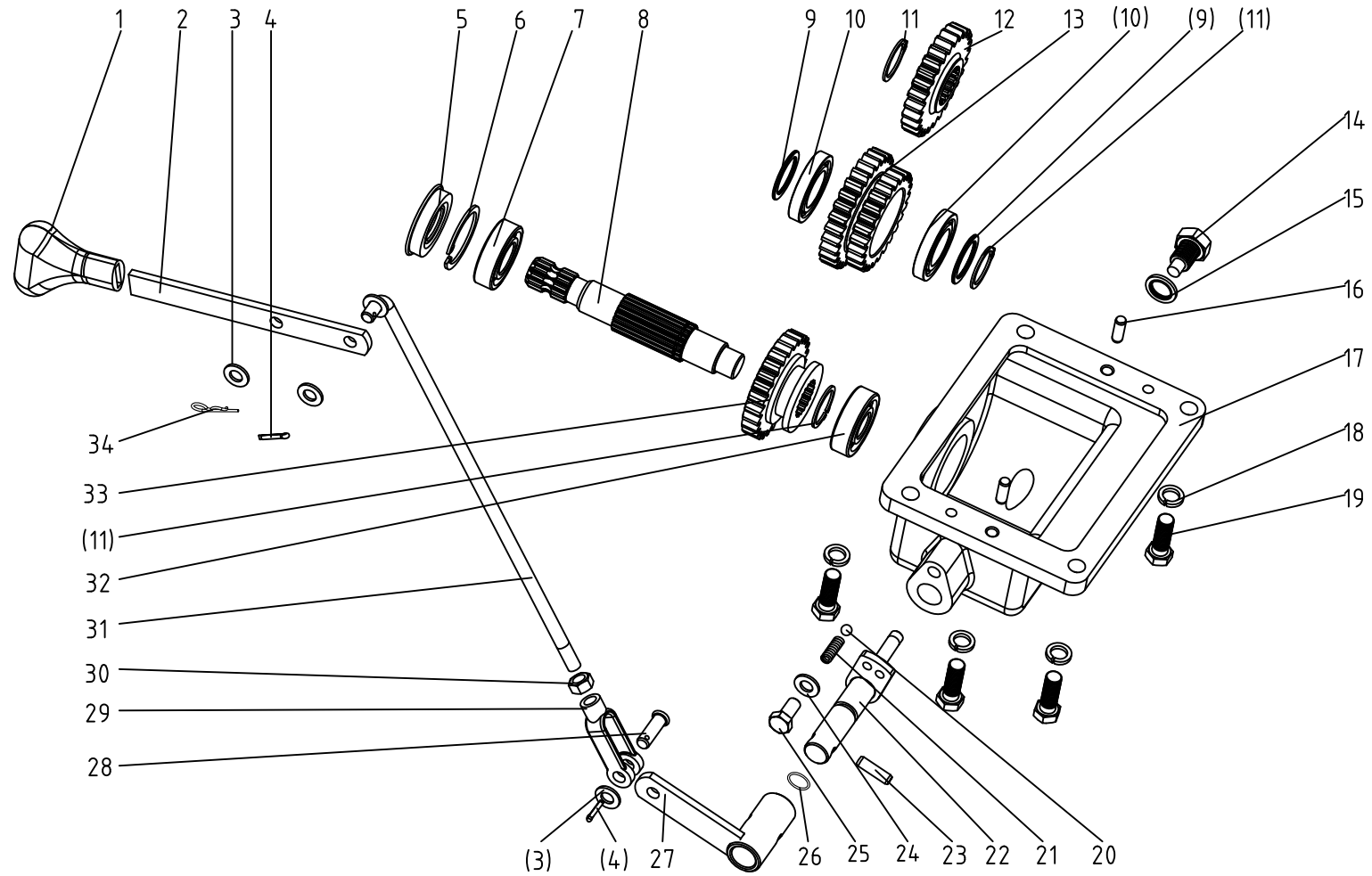
续表

Ser.No.	Part No.	名称及规格	Name & Specifications	Quantity	Remarks
26	504G3.80.013	储气筒出气管焊合件	Air container exhaust pipe	1	
27	504G3.80.016-1	储气筒总成	Air container	1	
28	GB/T5783-2000-M10×25	螺栓 M10×25	Bolt M10×25	4	
29	300.80.105	储气罐抱箍	Air container hoop	4	
30	GB/T93-1987-10	垫圈 10	Spring Lock washer 10	6	
31	GB/T6170-2000-M10	螺母 M10	Nut M10	6	
32	300.80.103	放水阀	Water drain valve	1	
33	300.80.017	安全阀总成	Safety valve	1	
34	504G3.80.015	气压报警传感器	Air pressure alarm sensors	1	QY101
35	504G3.80.012	拉杆焊合件	Pull-rod	1	

# 31 中置动力输出总成 (选装)

## Middle PTO (Optional)

504G3.63.001



### 31 中置动力输出总成 (选装) Middle PTO (Optional)

Ser.No.	Part No.	名称及规格	Name & Specifications	Quantity	Remarks
1	504G3.63.111	操纵杆手柄	Joystick lever	1	
2	504G3.63.112	操纵杆	Control lever	1	
3	GB/T97.1-2002-10	垫圈 10	Plain washer 10	3	
4	GB/T91-2000-3.2×18	销 3.2×18	Pin 3.2×18	2	
5	254G3.41.124	密封圈FB25×52×9	Oil seal FB25×52×9	1	
6	GB/T893.1-1986-52	挡圈 52	Bead flange 52	1	
7	GB/T297-1994-6205	轴承 6205	Ball bearing 6205	1	
8	504G3.63.107	中置动力输出轴	Shaft,Buy in power output assembly	1	
9	504G3.29.108	第二轴隔圈	Spacing ring	1	
10	GB/T276-1994-6006	轴承 6006	Ball bearing 6006	2	
11	504G3.63.102	轴用挡圈30	Bead flange 30	3	
12	504G3.63.101	中置动力输出动力传动齿轮	Drive gear	1	
13	504G3.63.104	中置动力输出主动齿轮	Main drive gear	1	
14	200.38.024	放油螺栓总成	Oil drain plug	1	
15	JB-FT-CU-16	组合密封铜垫圈 16	Combination washer 16	1	
16	GB/T119.1-2001-8×22	销 8×22	Round pin 8×22	2	
17	504G3.63.108	中置动力输出壳体	Buy in power output shell	1	
18	GB/T93-1987-12	垫圈 12	Spring lock washer 12	4	
19	GB/T5783-2000-M12×35	螺栓 M12×35	Hex. head bolt M12×35	4	
20	GB/T308-2002-8	钢球 8	Steel ball 8	1	
21	254G3.37.163	定位弹簧	Positioning spring	1	
22	504G3.63.011	拨杆焊合件	Lifting lever	1	
23	GB/T879.1-2000-8×28	销 8×28	Round pin 8×28	1	
24	JB-FT-CU-10	组合密封铜垫圈 10	Combination washer 10	1	
25	254G3.37.169	前驱动定位螺栓	Bolt,front driving	1	

### 31 中置动力输出总成（选装） Middle PTO (Optional)

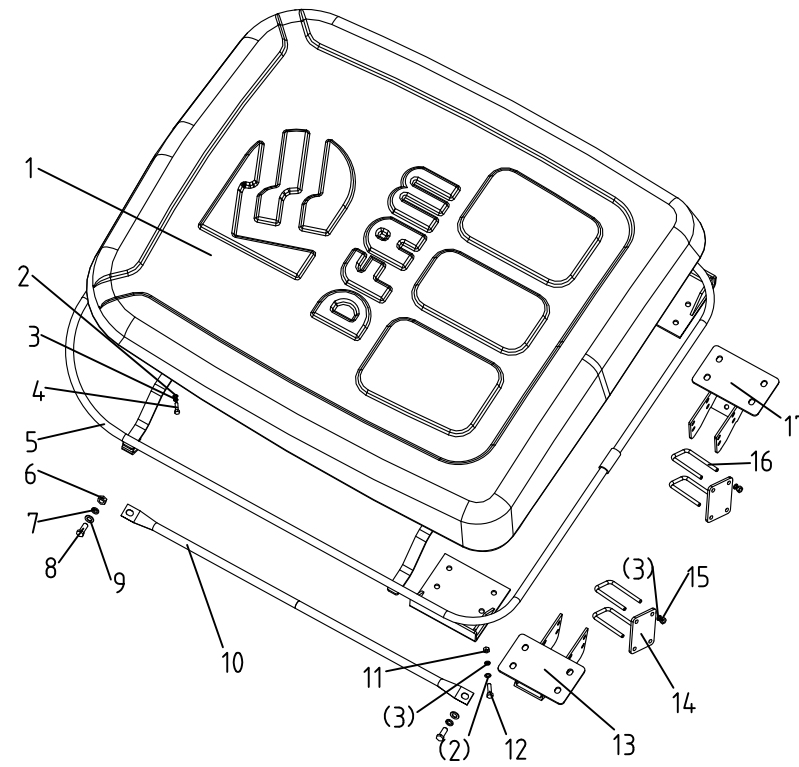
续表

Ser.No.	Part No.	名称及规格	Name & Specifications	Quantity	Remarks
26	GB/T3452.1-1992-16×2.65	O形圈 16×2.65	O-ring seal 16×2.65	1	
27	504G3.63.012	摇臂焊合件	Rocker arm	1	
28	GB/T882-1986-B10×30	销轴 B10×30	Pin spindle B10×30	1	
29	300.21A.148	拉杆叉头	Fork head	1	
30	GB/T6171-2000-M10×1	螺母 M10×1	Nut M10×1	1	
31	504G3.63.013	操纵拉杆焊合件	Control operating rod	1	
32	GB/T276-1994-6304	轴承 6304	Ball bearing 6304	1	
33	504G3.63.106	中置动力输出齿轮	Power takeoff drive gear	1	
34	GB/T4329-2001-3	弹性销 3	Pin 3	1	

# 32 遮阳篷总成(选装)

## Sunshade (Optional)

304-9A. 45. 001



### 32 遮阳篷总成 Sunshade

Ser.No.	Part No.	名称及规格	Name & Specifications	Quantity	Remarks
1	254G3.45.101	遮阳篷	Sunshade	1	
2	GB/T97.1-2002-12	垫圈 12	Plain washer 12	16	
3	GB/T93-1987-12	垫圈 12	Spring lock washer 12	12	
4	GB/T5783-2000-M12×25	螺栓 M12×25	Hex. head bolt M12×25	4	
5	304-9A.45.011	上支撑架焊合件	Ascending shore	1	
6	GB/T6170-2000-M10	螺母 M10	Hex. nut M10	2	
7	GB/T93-1987-10	垫圈 10	Spring lock washer 10	4	
8	GB/T97.1-2002-10	垫圈 10	Plain washer 10	4	
9	GB/T5783-2000-M10×30	螺栓 M10×30	Hex. head bolt M10×30	4	
10	304-9A.45.101	支撑钢管	Support tube	1	
11	GB/T6170-2000-M12	螺母 M12	Hex. nut M12	8	
12	GB/T5783-2000-M12×35	螺栓 M12×35	Hex. head bolt M12×35	8	
13	304-9A.45.016	下支撑座焊合件（左）	Left shore	1	
14	304-9A.45.102	固定板	Immobility board	2	
15	GB/T6182-2000-M12	螺母 M12	Hex. nut M12	4	
16	304-9A.45.103	U型螺栓	U-bolt	4	
17	304-9A.45.017	下支撑座焊合件（右）	Right shore	1	